



Kich Architectural Products Pvt. Ltd.

Gondal Road, NH 8B, Vavdi, Rajkot - 360 004 (Gujarat), India.
Tel : +91-74900 39316/17/18, E-mail : sales@kichindia.com

www.kichindia.com | Helpline : +91 93757 13638

Customer Care - E-mail : customercare@kichindia.com | Call : +91 9016 901 901

Follow us on :

Disclaimer:

The Visuals/Specification / drawings of the products shown and other information in this catalogue are subject to change and Kich reserves the right to make such amendments without notice.

Scan to download brochure



Scan to Get KICH mobile app
or download from



KICH/Master/06-19/3X/Ver.09

Corrosion Resistant High Grade AISI 316
Stainless Steel Architectural Products

Hardware Products | Glass Fittings | Furniture Fittings | Bathroom Accessories | Handrail & Baluster Systems

■ Company Profile	03
■ Our Achievements	04-05
■ Technical Advantages	06-07
■ Mortice Handles	08-17
■ Mortice Handle Rectangle Caps, Plates & Escutcheons	18-19
■ Mortice Locks	20-23
■ Pin Cylinders	24-25
■ Night Latch & Drawer-Cupboard Locks	26-27
■ Window Casement Stay, Tower Bolts, Door Stopper, Door Viewer & Door Closer	28-31
■ Drawer Slides & Clip-on Hinges	32-33
■ Door & Window Hinges	34-38
■ Pull Handles	39-43
■ Cabinet & Drawer Handles	44-47
■ Concealed Handles & Cabinet-Drawer Knobs	48-49
■ Digital Safes	50-51
■ Floor Springs & Patch Fittings	52-55
■ Shower Hinges, Glass Connectors, Shower Cubicle Accessories, Magnetic & Plastic Profile	56-60
■ Floor Drains	61-64
■ Bathroom Accessories (BA1)	65-70
■ Bathroom Accessories (BA2)	71-72
■ Bathroom Accessories (BA3)	73-74
■ Bathroom Accessories (BA4)	75-76
■ Bathroom Mirrors	77
■ Sign Plates, Dustbin & Bollard Barrier	78-80
■ Handrail & Balustrade	81-108
■ Modular Handrail and Baluster Systems	109-111
■ Tailor Made Handrail & Balustrade Design	112
■ Prestigious Projects	113
■ International Presence & Esteemed Clients	114
■ Product Galleries	115



SHRI CHIMANBHAI HAPANI
FOUNDER



Corporate House



Production Unit

Kich Architectural Products Pvt. Ltd. is Rajkot based India's leading manufacturer in the Premium segment of Architectural Hardware, Glass Fittings, Furniture Fittings, Bathroom Accessories and Handrails & Baluster Systems. With a vision to deliver superior quality and long lasting durability in Architectural Products category, Kich was established as an export oriented unit in the year 1992. Although having a very humble beginning, Kich grew at a very fast pace due to unmatched quality and unique craftsmanship of its products.

Since inception, Kich has always fulfilled global quality parameters. Kich Architectural Products are the epitome of enduring strength, stunning aesthetics, unique designs and impeccable functionality. With a vast network of more than 54+ product galleries, 2 application centers, 500+ dealers and a team of more than 60 marketing executives across the country, Kich has always been able to deliver uncompromised pre and post sales service support to its customers. Besides being well-rooted in India, Kich has a vast sales and service network in Europe, Middle East and Africa.

With the splendid guidance of its founder Shri Chimanbhai Hapani and under the dynamic leadership of his three sons Mr. Bharat Hapani (Managing Director), Mr. Nitin Hapani (Director: Manufacturing) and Mr. Dinesh Hapani (Director: Export), Kich has always been able to achieve extraordinary progress with customer delight.

To suit its production objectives, Kich operates from a state-of-the-art manufacturing facility which spreads in more than 2,30,000 sq. ft. area in Rajkot. Due to an in-house Design Studio, Tool Room, R&D Division and Product Testing Facility, Kich has succeeded in consistency of product performance. Kich also has multi-facility Corporate House spread across more than 23,000 sq. ft. area which is rewarded with LEED India New Construction (NC) GOLD Rating by Indian Green Building Council (IGBC). This Corporate House empowers Kich to manage its entire pre and post sales service network with a great ease.

Our Vision

We endeavour to emerge as a No. 1 player in Architectural Hardware, Glass Fittings, Furniture Fittings, Bathroom Accessories and Handrail & Baluster System segments by encouraging a culture of mutual trust and satisfaction.

Our Mission

Delivering value for money to our customers by serving them excellent quality products and reliable services with determined commitment.



Shri Chimanbhai Hapani receiving
NATIONAL AWARD for BEST QUALITY from His Excellency, The President of India,
Dr. A.P.J. Abdul Kalam at New Delhi

Quality Assurance

Quality Aspects alone determine ultimate fate of any product or brand. At Kich, quality norms under ISO 9001:2015 and international standards for quality management are deployed to ensure and enhance customer delight. Kich takes meticulous care at each and every stage of manufacturing. Strict quality control measures are exercised at every stage, from input of raw material to finished products.



NATIONAL AWARD

Kich is the first Indian company to win National Award for best quality in premium architectural products' category. His Excellency, The Former President of India, Dr. A. P. J. Abdul Kalam honored Kich with this prestigious award.



ASIA'S MOST PROMISING BRAND

Kich is selected as Asia's Most Promising Brand in architectural hardware products category for its innovative marketing strategies, tremendous growth and brand recall. Asia's Most Promising Brands exhibit a research-based listing of the most promising brands across the Asian continent. Research is executed by a World Consulting & Research Corporation (WCRC) and ibrand 360. To increase the authenticity KPMG played role for process evaluation.



INDIA DESIGN MARK

Kich's Handrail and Baluster Systems as well as Mortice Handles are first such products to get India Design Mark popularly known as I Mark. It is a certification granted by India Design Council, a National Strategic Body for multi-disciplinary Design in India, to those products which have high aesthetic design value, superior user potential, world-class quality and environment-friendly composition.



AL- FUTTAIM EXOVA

Kich's Handrail and Baluster Systems have been successfully tested by AI Futtam Exova Testing (AFE) - Façade Testing & Advisory Services Division of Exova Group at Dubai in accordance with ASTM E 935-00, ASTM E 985-00 and ASTM E 2353-06 American Standards for Concentrated Load Test, Uniformly Distributed Load Test and Shot Bag Impact Test.



INDIAN POWER BRAND

Kich is the first company selected as Indian Power Brand in architectural products' category by Indian Council for Market Research. Indian Power Brand is a research driven anthology listing out most powerful Indian companies, which are successfully taking on and beating their global competitors in their unique ways.



IGBC MEMBER

Kich is the first member of IGBC (Indian Green Building Council) in premium architectural products' category to promote the green building movement in India. An application of Kich product contributes towards valuable 4 LEED points for green building project certification, because all the Kich products are crafted from raw material, which is recycled as well as recyclable.



STAR - BRAND

Kich is the first Indian company selected as Star Brand in premium architectural products' category. As a conclusion of pan India's research of the Indian Council for Market Research (ICMR) on the most impact creating brands of the country Kich was honoured with status of Star Brand.



GAI AFFILIATE

Kich is an affiliate member of the Guild of Architectural Ironmongers (GAI) UK. Being an affiliate member of GAI signifies that Kich follows professional standards of quality. It also signifies that Kich has high technical expertise of manufacturing and up-to-date knowledge of ironmongery industry.



BODYCOTE

Kich is the first Indian company to have its products successfully tested for mechanical and product life cycle standards by Bodycote, world's largest and most respected provider of independent testing services, operating with over 300 laboratories in 30 countries.



WARRINGTON FIRE

Kich is the first Indian company having premium architectural products certified for fire safety standards by Warrington fire (UK), the leading independent fire testing, consultancy, research, fire engineering and certification organization. It provides product testing in the field of fire protection covering comprehensive range of architectural hardware products.



ISO 9001:2015 CERTIFICATION

Kich is the first Indian company to acquire ISO 9001 certification for manufacturing and supply of Architectural Products to Domestic and International market. The certification is done by a prominent German Agency.



CORROSION RESISTANCE

Kich is the first Indian company to launch premium Bathroom Accessories in corrosion resistant high grade AISI 316 stainless steel. Due to highest quality of raw material, Kich products withstand the corrosion caused by atmospheric effects, chemical reactions and high temperatures without going under any deformity.

Kich is the First Company to introduce 'Knock-down' Handrail & Balustrade System in Indian Market.

What Makes our products Unique...

The first and foremost factor affecting reliability as well as cost of any product is its Raw Material. Almost all KICH products as well as their internal components are developed from Stainless Steel confirming to AISI 316 Grade Stainless Steel which is Highly corrosion resistant and resist the adverse effects of chemicals.

The following table compares chemical compositions of various steel grades and explains how AISI 316 Grade Stainless Steel is better than rest of the steel grades.

Chemical Composition In Percentage

Element %	202 Grade	304 Grade	316 Grade	Implications
Carbon	0.15	0.08	0.08	Increase in percentage decreases the corrosion resistance.
Silicon	1.00	1.00	1.00	-
Manganese	7.5 to 10.0	2.00	2.00	Affects the magnetic characteristic and hardness of Iron
Phosphorus	0.06	0.045	0.045	-
Sulphur	0.03	0.03	0.03	-
Chromium	17.0 to 19.0	18.0 to 20.0	16.0 to 18.0	Addition of 12% forms stainless steel from ordinary steel. Removes the corrosive effect of Carbon. Forms a passive film which prevents oxidation & consequent corrosion.
Molybdenum (MOLY)	NIL	NIL	2 to 3	Molybdenum increases the corrosion resistance. It has a superior tensile strength at high temperature as compared to 304 Grade steel. This element can resist major chemical reaction and thus being a very costly element.
Nickel	4 to 6	8.0 to 10.5	10.0 to 14.0	Nickel provides corrosion resistance, increases strength in both high & low temperature, increases toughness in low temperature and lowers the effects of work hardening. Thus higher percentage makes the steel superior in quality.

Effect of Chemical Testing done by our R & D department on various Grades of Stainless Steel Handles



Before Test

Effect on 202 Grade

Effect on 304 Grade

Effect on AISI 316 Grade

Key Features of AISI 316 Grade Stainless Steel

From the given table and chemical tests conducted by our R & D department, few unique characteristics of AISI 316 Grade Stainless Steel are simplified and summarized below:

- It can withstand the corrosion caused by atmospheric / environmental or major chemical reactions.
- It can resist high temperatures without going under any deformity which makes it highly recommended for fire safety doors in any building.
- It has remarkable creep strength and Rupture strength.
- It repels the Bacteria which makes it ideally suitable material for the venues such as Hospitals, Educational Institutes, Hotels and even at home and office where higher degree of hygiene is required
- Due to its natural finish, Product does not require regular cleaning or maintenance making it most suitable for public places.

Why KICH ?

"Quality Can not be Defined, It can only be Experienced"

- KICH products are made of Corrosion Resistant High Grade AISI 316 Stainless Steel which is better than rest of steel grades.
- KICH products are made out of 1.5mm metal thickness compared to 1.2 mm thickness offered by standard manufacturers.
- Long bush accommodates more threads increasing strength and life cycle of products.
- Equipped with Form Drill ensuring more strength and more affordability
- Specially developed Fixing Stud and Grubs ensure accurate fitting of handles and eliminates shaking of handles which may sometime even lead to breaking of glass doors.

Things Looking similar may be Quite Different Inside !



As KICH products are manufactured only from the Highest Quality raw material with utmost meticulousness, a little higher cost is unavoidable, however considering:

- High benefit/cost ratio
- Lifetime trouble free functioning with zero maintenance cost
- Longer Life cycle cost analysis
- Prompt Pre & After Sale services

KICH products assure peace of mind and the best reward for money spent by the customer.



ELITE SERIES



MH1963S
Stainless Steel Finish
□ 29x6mm

Available Finish		
Satin	Glossy	Comb.
<input checked="" type="checkbox"/>	<input type="checkbox"/>	<input type="checkbox"/>



MH1963PGS
Gold PVD Finish
□ 29x6mm

Available Finish		
Satin	Glossy	Comb.
<input checked="" type="checkbox"/>	<input type="checkbox"/>	<input type="checkbox"/>



MH1963PRGS
Rose Gold PVD Finish
□ 29x6mm

Available Finish		
Satin	Glossy	Comb.
<input checked="" type="checkbox"/>	<input type="checkbox"/>	<input type="checkbox"/>



MH1963PCS
Copper PVD Finish
□ 29x6mm

Available Finish		
Satin	Glossy	Comb.
<input checked="" type="checkbox"/>	<input type="checkbox"/>	<input type="checkbox"/>



MH1963PZS
Zirconium PVD Finish
□ 29x6mm

Available Finish		
Satin	Glossy	Comb.
<input checked="" type="checkbox"/>	<input type="checkbox"/>	<input type="checkbox"/>



MH1963PBS
Black PVD Finish
□ 29x6mm

Available Finish		
Satin	Glossy	Comb.
<input checked="" type="checkbox"/>	<input type="checkbox"/>	<input type="checkbox"/>



MH1963PBRs
Brown PVD Finish
□ 29x6mm

Available Finish		
Satin	Glossy	Comb.
<input checked="" type="checkbox"/>	<input type="checkbox"/>	<input type="checkbox"/>



MH1963ATS
Antique Finish
□ 29x6mm

Available Finish		
Satin	Glossy	Comb.
<input checked="" type="checkbox"/>	<input type="checkbox"/>	<input type="checkbox"/>



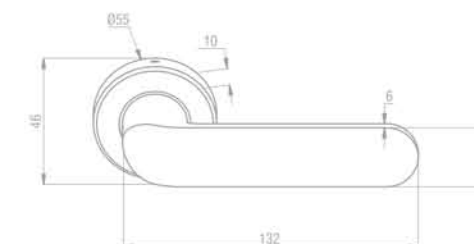
MH1963PWBS
Black Powder Coating
□ 29x6mm

Available Finish		
Satin	Glossy	Comb.
<input checked="" type="checkbox"/>	<input type="checkbox"/>	<input type="checkbox"/>



MH1963PWWS
White Powder Coating
□ 29x6mm

Available Finish		
Satin	Glossy	Comb.
<input checked="" type="checkbox"/>	<input type="checkbox"/>	<input type="checkbox"/>



Available Finishes:



Stainless Steel Finish



Gold PVD Finish



Rose Gold PVD Finish



Copper PVD Finish



Zirconium PVD Finish



Black PVD Finish



Brown PVD Finish



Antique Finish



Black Powder Coating



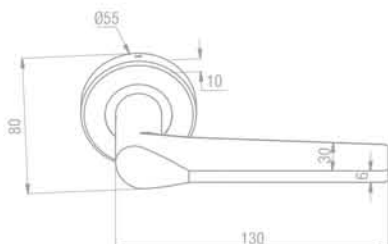
White Powder Coating

All sizes are mentioned in mm



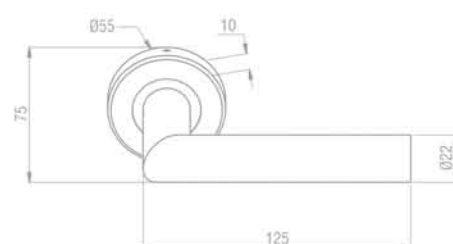
MH1965PBS
Black PVD Finish
□ 30x6mm

Available Finish		
Satin	Glossy	Comb.
<input checked="" type="checkbox"/>	<input type="checkbox"/>	<input type="checkbox"/>



MH2221ATS
Antique Finish
Ø22mm
Registered Design

Available Finish		
Satin	Glossy	Comb.
<input checked="" type="checkbox"/>	<input type="checkbox"/>	<input type="checkbox"/>



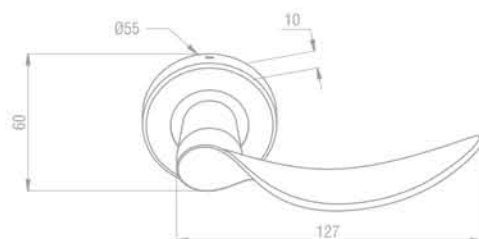
MH1965 AND MH2221 are available in below finishes

Stainless Steel Finish	Gold PVD Finish	Rose Gold PVD Finish	Copper PVD Finish	Zirconium PVD Finish
Black PVD Finish	Brown PVD Finish	Antique Finish	Black Powder Coating	White Powder Coating



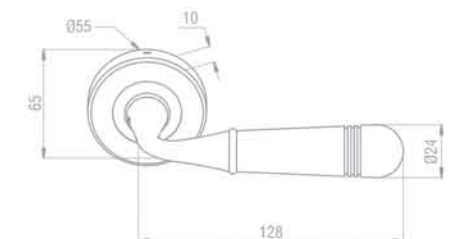
MH2242PGS
Gold PVD Finish
Ø22mm

Available Finish		
Satin	Glossy	Comb.
<input checked="" type="checkbox"/>	<input type="checkbox"/>	<input type="checkbox"/>



MH2233PGC
Gold PVD Finish
Ø22mm

Available Finish		
Satin	Glossy	Comb.
<input type="checkbox"/>	<input type="checkbox"/>	<input checked="" type="checkbox"/>



All sizes are mentioned in mm

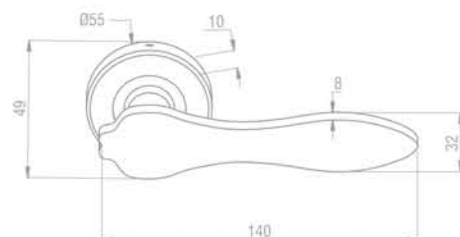


MARVEL COLLECTION



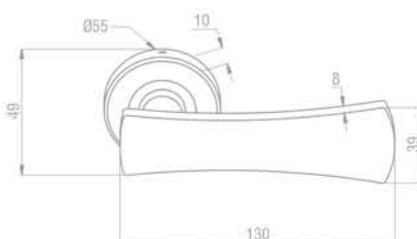
MH1981PGS
Gold PVD Finish
□ 32x8mm
Registered Design

Available Finish		
Satin	Glossy	Comb.
✓		



MH1983ATS
Antique Finish
□ 39x8mm
Applied for Design Registration

Available Finish		
Satin	Glossy	Comb.
✓		



MH1934 is not available in Stainless Steel Finsh

All sizes are mentioned in mm

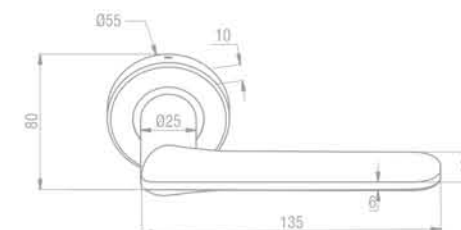
🔥 Fire Resistance 🔧 Corrosion Resistance

MARVEL COLLECTION



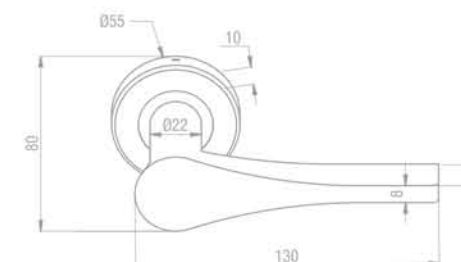
MH1976ATS
Antique Finish
Ø25x6mm
Applied for Design Registration

Available Finish		
Satin	Glossy	Comb.
✓		



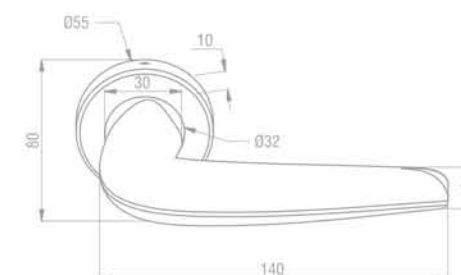
MH1977PCS
Copper PVD Finish
Ø22x8mm
Applied for Design Registration

Available Finish		
Satin	Glossy	Comb.
✓		



MH1979PBS
Black PVD Finish
Ø32x16mm
Applied for Design Registration

Available Finish		
Satin	Glossy	Comb.
✓		



Available Finishes:



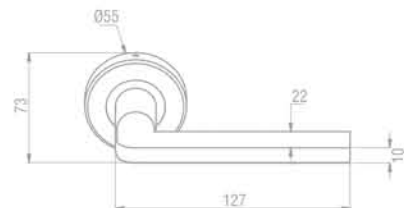
All sizes are mentioned in mm

🔥 Fire Resistance 🔧 Corrosion Resistance



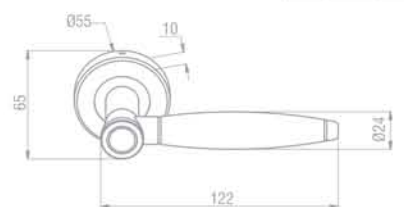
MH1964S
□ 22x10mm

Available Finish		
Satin	Glossy	Comb.
<input checked="" type="checkbox"/>	<input type="checkbox"/>	<input type="checkbox"/>



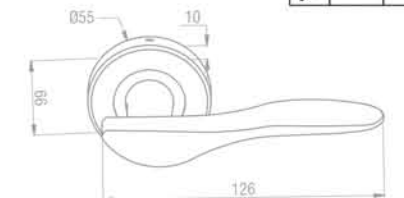
MH2231C
Registered Design
Ø22mm

Available Finish		
Satin	Glossy	Comb.
<input type="checkbox"/>	<input type="checkbox"/>	<input checked="" type="checkbox"/>



MH2241S
Ø22mm

Available Finish		
Satin	Glossy	Comb.
<input checked="" type="checkbox"/>	<input type="checkbox"/>	<input type="checkbox"/>



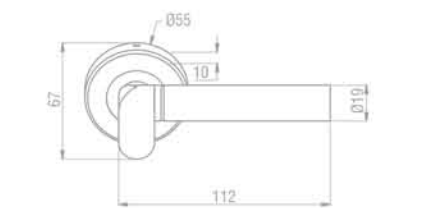
All sizes are mentioned in mm

🔥 Fire Resistance 🔧 Corrosion Resistance



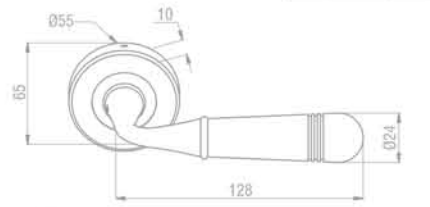
MH1910C
Registered Design
Ø19mm

Available Finish		
Satin	Glossy	Comb.
<input type="checkbox"/>	<input type="checkbox"/>	<input checked="" type="checkbox"/>



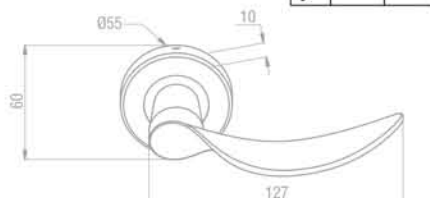
MH2233C
Registered Design
Ø22mm

Available Finish		
Satin	Glossy	Comb.
<input type="checkbox"/>	<input type="checkbox"/>	<input checked="" type="checkbox"/>



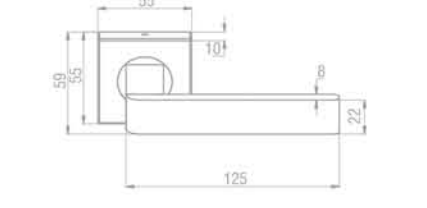
MH2242S
Ø22mm

Available Finish		
Satin	Glossy	Comb.
<input checked="" type="checkbox"/>	<input type="checkbox"/>	<input type="checkbox"/>



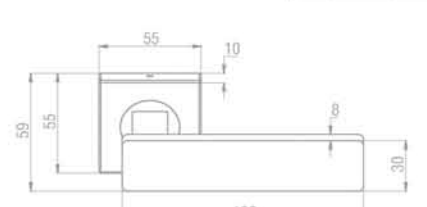
MH1916S
□ 19mm

Available Finish		
Satin	Glossy	Comb.
<input checked="" type="checkbox"/>	<input type="checkbox"/>	<input type="checkbox"/>



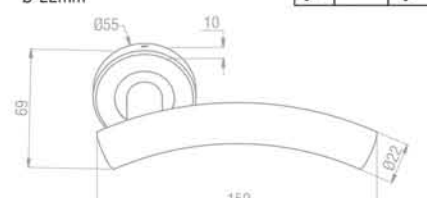
MH2249S
□ 30x8mm

Available Finish		
Satin	Glossy	Comb.
<input checked="" type="checkbox"/>	<input type="checkbox"/>	<input type="checkbox"/>



MH229C
Registered Design
Ø-22mm

Available Finish		
Satin	Glossy	Comb.
<input checked="" type="checkbox"/>	<input type="checkbox"/>	<input checked="" type="checkbox"/>



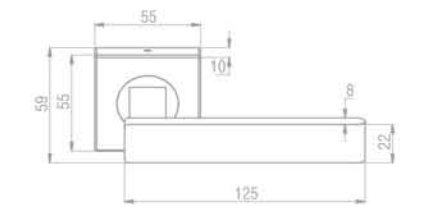
All sizes are mentioned in mm

🔥 Fire Resistance 🔧 Corrosion Resistance



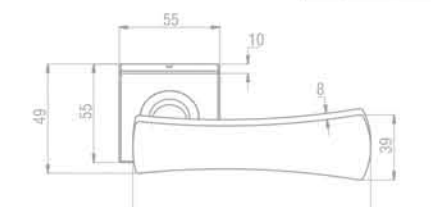
MH1914S
Registered Design
□ 19x8mm

Available Finish		
Satin	Glossy	Comb.
<input checked="" type="checkbox"/>	<input type="checkbox"/>	<input type="checkbox"/>



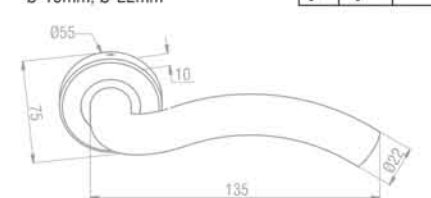
MH1953S
□ 39x8mm

Available Finish		
Satin	Glossy	Comb.
<input checked="" type="checkbox"/>	<input type="checkbox"/>	<input type="checkbox"/>



MH225S
Registered Design
Ø-19mm, Ø-22mm

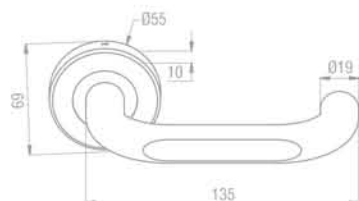
Available Finish		
Satin	Glossy	Comb.
<input checked="" type="checkbox"/>	<input checked="" type="checkbox"/>	<input type="checkbox"/>





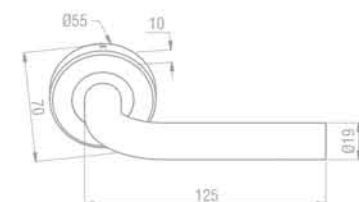
MH193F
Registered Design
Ø-19mm, Ø-22mm

Available Finish		
Satin	Glossy	Comb.
✓	✓	



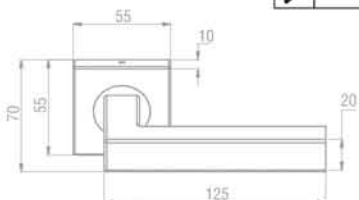
MH197S
Registered Design
Ø-19mm, Ø-22mm

Available Finish		
Satin	Glossy	Comb.
✓	✓	✓



MH1923S
Ø-19mm

Available Finish		
Satin	Glossy	Comb.
✓		



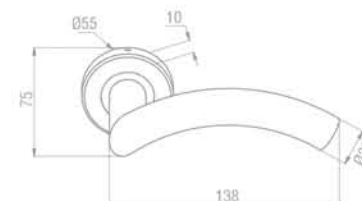
All sizes are mentioned in mm

🔥 Fire Resistance 🔧 Corrosion Resistance



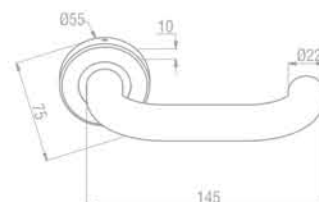
MH2222S
Registered Design
Ø-19mm, Ø-22mm

Available Finish		
Satin	Glossy	Comb.
✓		



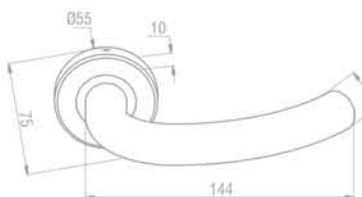
MH2223S
Ø-19mm, Ø-22mm

Available Finish		
Satin	Glossy	Comb.
✓	✓	



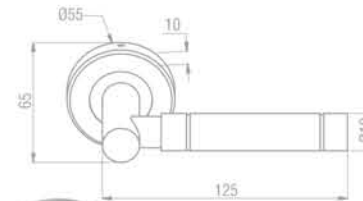
MH2224C
Registered Design
Ø-19mm, Ø-22mm

Available Finish		
Satin	Glossy	Comb.
✓	✓	✓



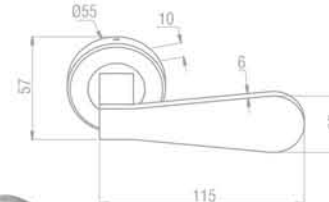
MH198C
Registered Design
Ø-19mm, Ø-22mm

Available Finish		
Satin	Glossy	Comb.
		✓



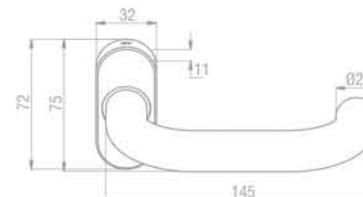
MH2245S
Registered Design
Ø22mm

Available Finish		
Satin	Glossy	Comb.
✓	✓	



MH2230ES
Ø19mm, Ø23mm
LxWxH - 72x32x10mm

Available Finish		
Satin	Glossy	Comb.
✓	✓	



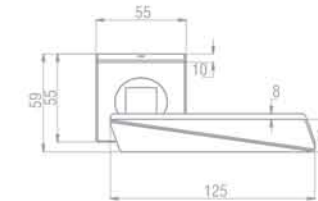
All sizes are mentioned in mm

🔥 Fire Resistance 🔧 Corrosion Resistance



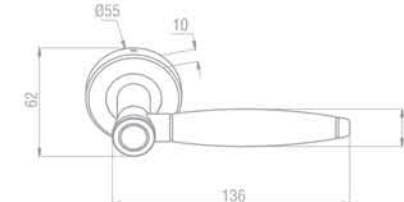
MH1915C
Registered Design
□22x8mm

Available Finish		
Satin	Glossy	Comb.
		✓



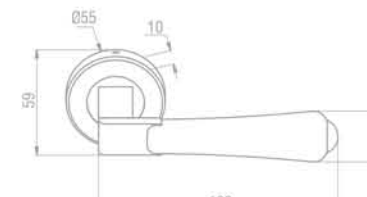
MH2211C
Registered Design
Ø22mm

Available Finish		
Satin	Glossy	Comb.
		✓



MH2246
Registered Design
Ø22mm

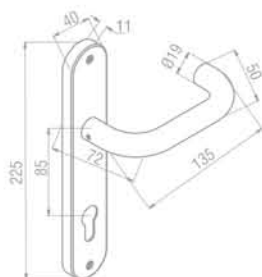
Available Finish		
Satin	Glossy	Comb.
✓	✓	





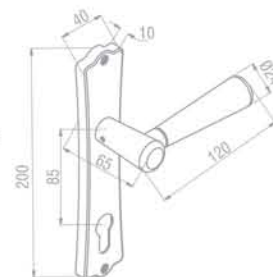
RC3S MH193S
Rectangle Cap with Handle
L x W x H
225 x 40 x 11mm

Available Finish		
Satin	Glossy	Comb.
✓		



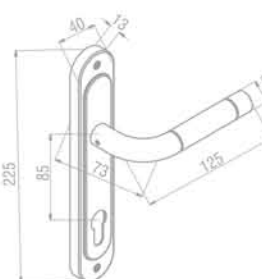
RC7S MH2231C
Rectangle Cap with Handle
L x W x H
200 x 40 x 10mm

Available Finish		
Satin	Glossy	Comb.
		✓



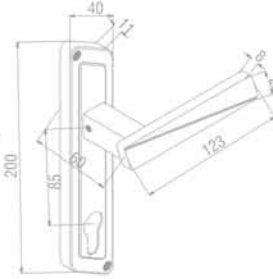
RC4C MH197C
Rectangle Cap with Handle
L x W x H
225 x 40 x 13mm

Available Finish		
Satin	Glossy	Comb.
		✓



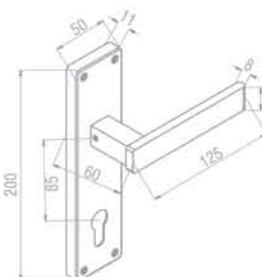
RC5C MH1915C
Rectangle Cap with Handle
L x W x H
200 x 40 x 11mm

Available Finish		
Satin	Glossy	Comb.
		✓



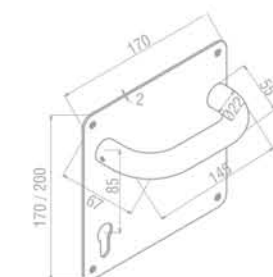
RC1S MH1914S
Rectangle Cap with Handle
L x W x H
200 x 50 x 11mm

Available Finish		
Satin	Glossy	Comb.
✓		



SP2S MH223S
Square Plate with Handle
L x W x H
170 x 170 x 2mm

Available Finish		
Satin	Glossy	Comb.
✓		



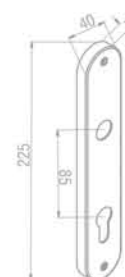
Note : Any design of Mortice Handles can be used with any design of Rectangle Caps & Plates. Mortice Handle with Rectangle Cap & Plate are only applicable with 9 inch Lock body.

All sizes are mentioned in mm



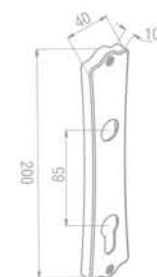
RC3S
Rectangle Cap
L x W x H
225 x 40 x 11mm

Available Finish		
Satin	Glossy	Comb.
✓		



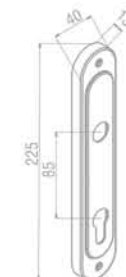
RC7S
Rectangle Cap
L x W x H
200 x 40 x 10mm

Available Finish		
Satin	Glossy	Comb.
✓		



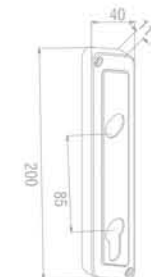
RC4C
Rectangle Cap
Registered Design
L x W x H
225 x 40 x 13mm

Available Finish		
Satin	Glossy	Comb.
		✓



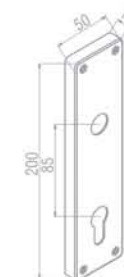
RC5C
Rectangle Cap
L x W x H
200 x 40 x 11mm

Available Finish		
Satin	Glossy	Comb.
✓		✓



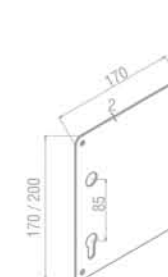
RC1S
Rectangle Cap
L x W x H
200 x 50 x 11mm

Available Finish		
Satin	Glossy	Comb.
✓		



SP2S
Square Plate
L x W x H
170 x 170 x 2mm

Available Finish		
Satin	Glossy	Comb.
✓		



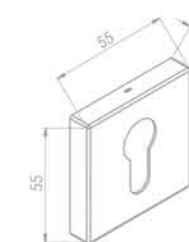
SP3S
Square Plate
L x W x H
200 x 170 x 2mm



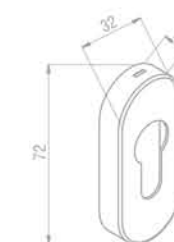
EEP55S



ESEP55S



EOEP55S



Mortice Handle with Rectangle Cap & Plate are only applicable with 9 inch Lock body.

All sizes are mentioned in mm

Available Finish		
Satin	Glossy	Comb.
✓		

Standard Locks



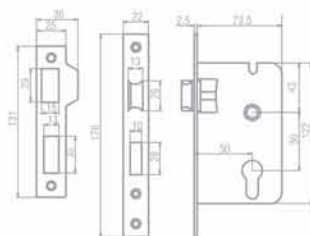
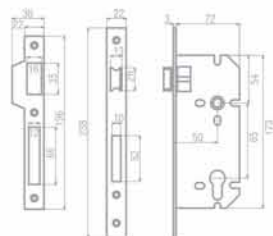
MLB92S
Size : 9"
Back Set : 50 x 85



MLB92PCS
(Regular Body)
Copper PVD Finish
Size : 9"
Back Set : 50 x 85



MLB72S
Size : 7"
Back Set : 50 x 85



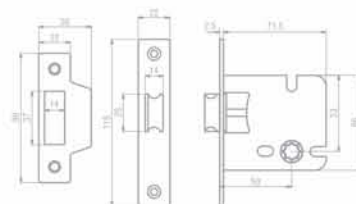
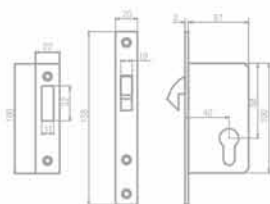
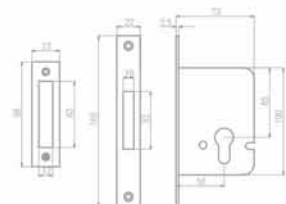
MDBS
Back Set : 50



MDB6S
(Sliding Door Lock Body)
Back Set : 40



ML2S
Back Set : 50



MLB92S is available in below mention finishes



Back to back fixing feature is not available with 7 inch Lock body
Stainless Steel Main & Strike Plate

All sizes are mentioned in mm

Available Finish		
Satin	Glossy	Comb.
<input checked="" type="checkbox"/>	<input type="checkbox"/>	<input type="checkbox"/>

High Security Locks



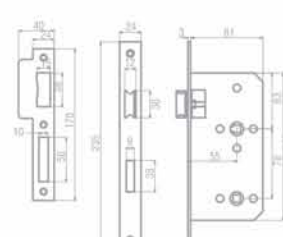
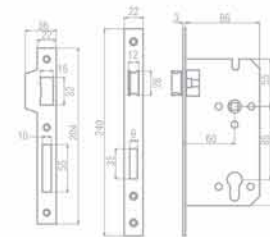
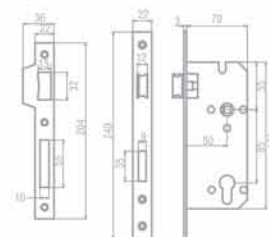
MLB59S
(Regular Body)
Size : 9"
Back Set : 50 x 85



MLB529S
(Wide Body)
Size : 9"
Back Set : 60 x 85



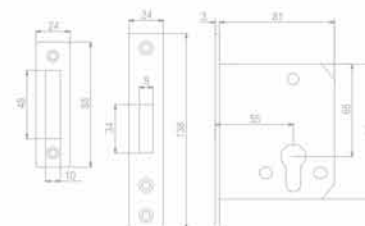
MLB5TTS
(Wide Body)
Size : 9"
For Thumb Turn
Back Set : 55 x 78



MDB5S
Back Set : 55



ML5S
Back Set : 55



High Security Locks with High Quality Stainless Steel Latch
Dead Bolt, Main & Strike Plate

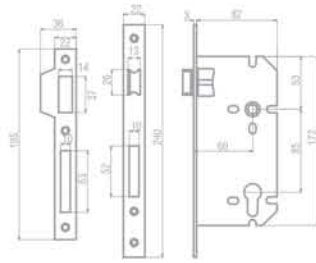
All sizes are mentioned in mm

Available Finish		
Satin	Glossy	Comb.
<input checked="" type="checkbox"/>	<input type="checkbox"/>	<input type="checkbox"/>

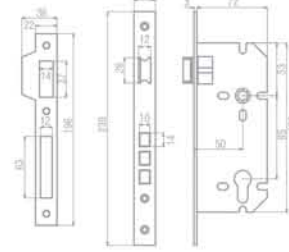
3 Bolt Locks



MLB94S
Size : 9"
Back Set : 60 x 85



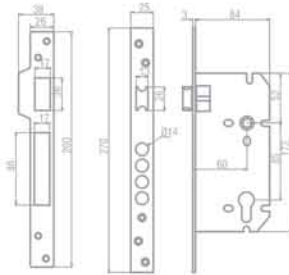
MLB39S
Size : 9"
Back Set : 50 x 85



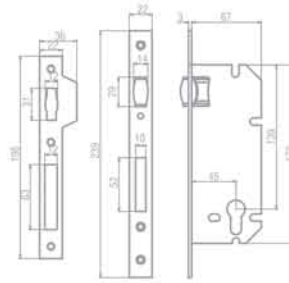
4 Bolt Locks



MLB49S
(4 Bolt - Wide Body)
Size : 9"
Back Set : 60 x 85



MLB69S
Back Set : 45



MLB94S is available in below mention finishes



Stainless Steel Main & Strike Plate

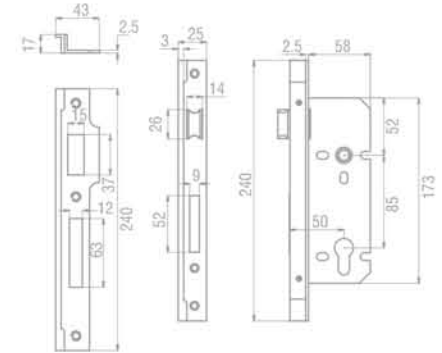
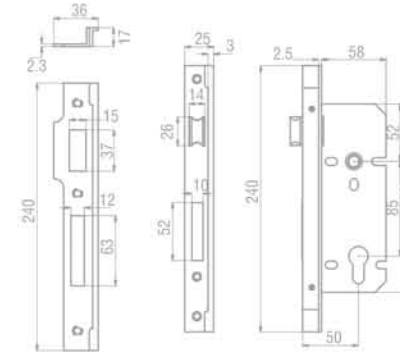
All sizes are mentioned in mm

Double Door Lock Body



MLBD1RS
(Right Side)

MLBD1LS
(Left Side)
(Double Door Lock Body)
Back Set : 45 x 85



MLBD1RS

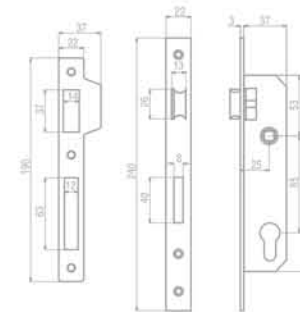
MLBD1LS

Narrow Lock Body

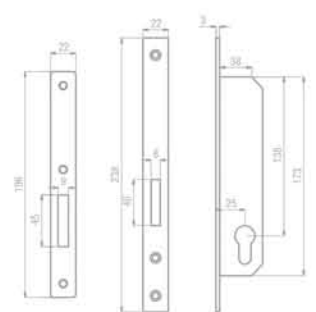
(For Aluminum Doors)



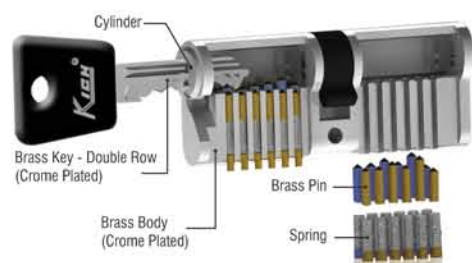
MLBN1S
(Narrow Lock Body)
Back Set : 25 x 85



MDBNS
(Narrow Dead Bolt)
Back Set : 25



Corrosion Resistant High Grade AISI 316 Stainless Steel Architectural Products



Secure Ultima (Two row key)



PC55KKS

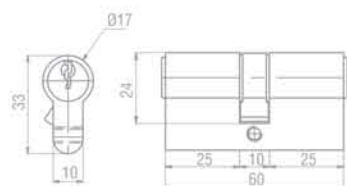


PC55KNS

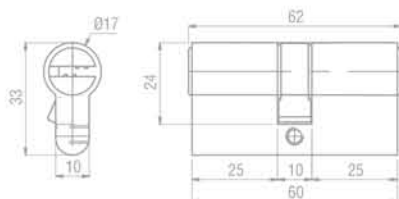
All Cylinders Available in
60mm, 70mm, 80mm,
90mm & 100mm

Cylinder Material:
High Quality Brass

Available Finish		
Satin	Glossy	Comb.
<input checked="" type="checkbox"/>	<input type="checkbox"/>	<input type="checkbox"/>



PC11KKS



Secure Plus (Computerized dotted key)

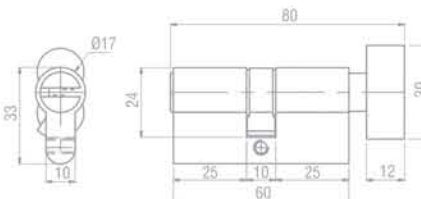
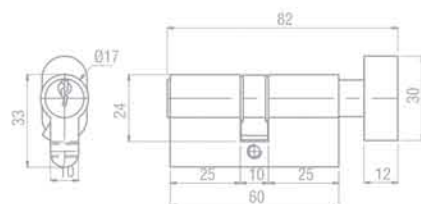


PC11KNS

All Cylinders Available in
60mm, 70mm, 80mm,
90mm & 100mm

Cylinder Material: High Quality Brass

Available Finish		
Satin	Glossy	Comb.
<input checked="" type="checkbox"/>	<input type="checkbox"/>	<input type="checkbox"/>



PC11KNS (70mm & 80mm), PCSNS (70mm & 80mm) & PCHNS (70mm & 80mm) are available in below finish

	Stainless Steel Finish		Gold PVD Finish		Copper PVD Finish		Zirconium PVD Finish		Black PVD Finish		Antique Finish
--	------------------------	--	-----------------	--	-------------------	--	----------------------	--	------------------	--	----------------

Available Finish		
Satin	Glossy	Comb.
<input checked="" type="checkbox"/>	<input type="checkbox"/>	<input type="checkbox"/>

All sizes are mentioned in mm

24

Look for **KIEH** Logo on each product.

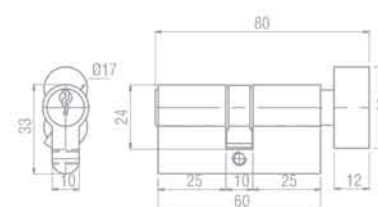
Corrosion Resistant High Grade AISI 316 Stainless Steel Architectural Products

Secure Standard (Standard Key)

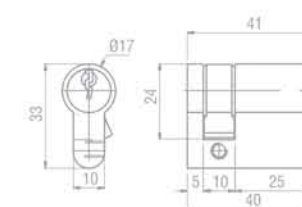
Also available with Master Keys



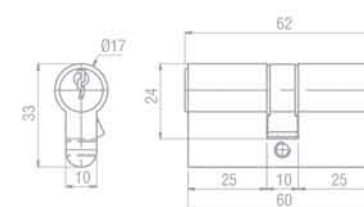
PCKNS



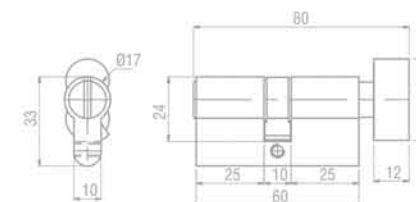
PCHKS



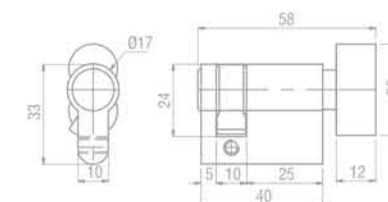
PCBSKS



PCSNS



PCHNS



Full Cylinders Available in 60mm, 70mm, 80mm, 90mm & 100mm
Half Cylinders Available in 60mm (40mm), 70mm (45mm) & 80mm (50mm)
Cylinder Material : High Quality Brass

PC11KNS (70mm & 80mm), PCSNS (70mm & 80mm) & PCHNS (70mm & 80mm) are available in below finish

	Stainless Steel Finish		Gold PVD Finish		Copper PVD Finish		Zirconium PVD Finish		Black PVD Finish		Antique Finish
--	------------------------	--	-----------------	--	-------------------	--	----------------------	--	------------------	--	----------------

Available Finish		
Satin	Glossy	Comb.
<input checked="" type="checkbox"/>	<input type="checkbox"/>	<input type="checkbox"/>

All sizes are mentioned in mm

25

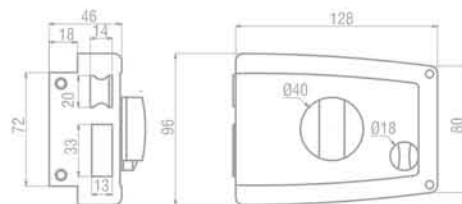
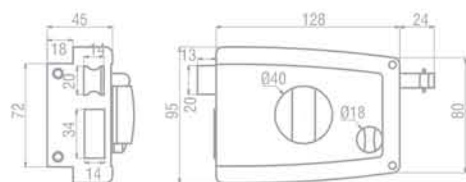
Look for **KIEH** Logo on each product.



NLKN11S
Key & Knob
Standard Key
Back Set Size: 128 x 80mm



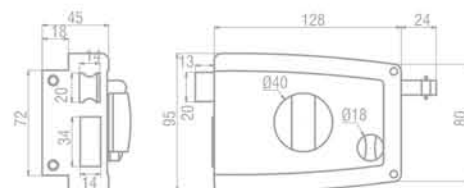
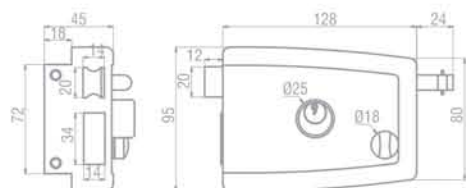
NLKN12S
Key & Knob
Standard Key
Back Set Size: 128 x 80mm
(Double Dead Bolt)



NLKK11S
Both side Key
Standard Key
Back Set Size: 128 x 80mm



NLKN21S
Key & Knob
Computerised Dotted Key
Back Set Size: 128 x 80mm



Key Features

- High Quality Brass Parts
- Double throw Dead bolt for Extra Security
- High Quality Powder Coated Main Body with Silver Color

All sizes are mentioned in mm

Drawer Locks



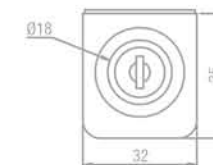
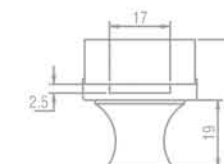
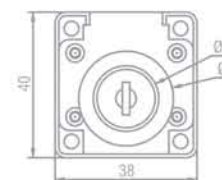
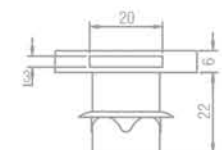
DL111S
22mm
Standard Key



DLG511S
22mm (Glass)
Standard Key

Locks Material : High Quality Zinc

Available Finish		
Satin	Glossy	Comb.
<input checked="" type="checkbox"/>	<input type="checkbox"/>	<input type="checkbox"/>



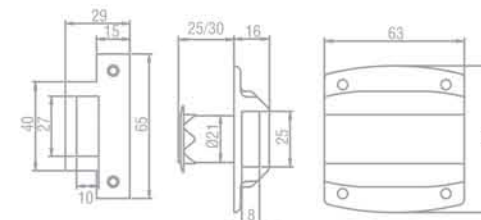
Cupboard Locks

In S.S. 304 Grade



DL71S
Available sizes:
25mm, 30mm

Available Finish		
Satin	Glossy	Comb.
<input checked="" type="checkbox"/>	<input type="checkbox"/>	<input type="checkbox"/>



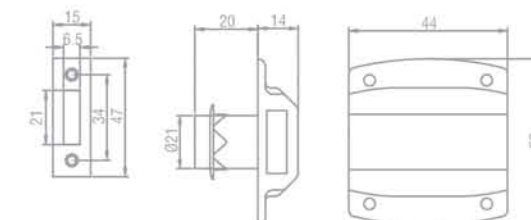
Drawer Locks

In S.S. 304 Grade



DL61S
Available size:
20mm

Available Finish		
Satin	Glossy	Comb.
<input checked="" type="checkbox"/>	<input type="checkbox"/>	<input type="checkbox"/>



All sizes are mentioned in mm

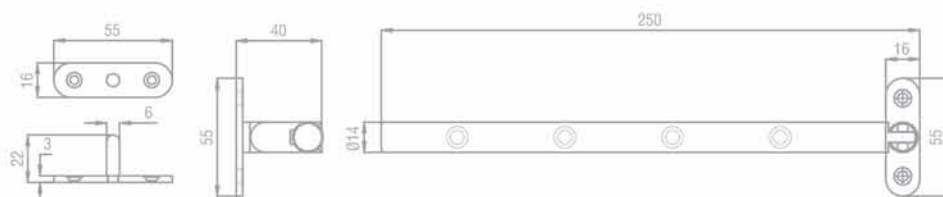
Window Casement Stay (Stopper)

In S.S. 316 Grade



WCS14250S
14mm x 250mm

Available Finish		
Satin	Glossy	Comb.
<input checked="" type="checkbox"/>	<input type="checkbox"/>	<input type="checkbox"/>

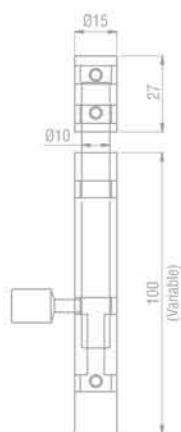


Tower Bolts

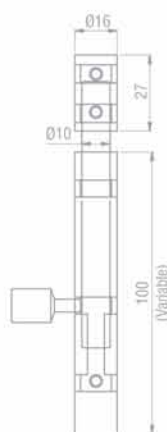
In S.S. 304 Grade



TBS3
(Square)
Also Available in 3"



TBR3
(Round)



TBSF3
(On Plate)



Available Finish		
Satin	Glossy	Comb.
<input checked="" type="checkbox"/>	<input type="checkbox"/>	<input type="checkbox"/>

Available Sizes: 4, 6, 8, 10, 12 (Inches)

Door Stops & Stopper



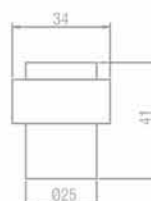
DSTFDS
Registered Design

Available Finish		
Satin	Glossy	Comb.
<input checked="" type="checkbox"/>	<input checked="" type="checkbox"/>	<input type="checkbox"/>



DSTFFS
Registered Design

Available Finish		
Satin	Glossy	Comb.
<input checked="" type="checkbox"/>	<input checked="" type="checkbox"/>	<input type="checkbox"/>



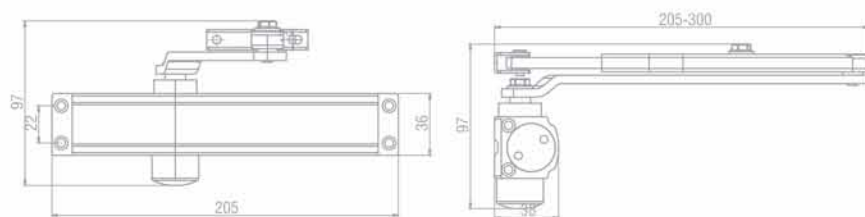
DST75S
Size : 75 / 100mm

Available Finish		
Satin	Glossy	Comb.
<input checked="" type="checkbox"/>	<input type="checkbox"/>	<input type="checkbox"/>

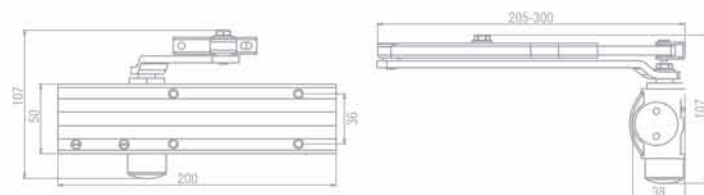




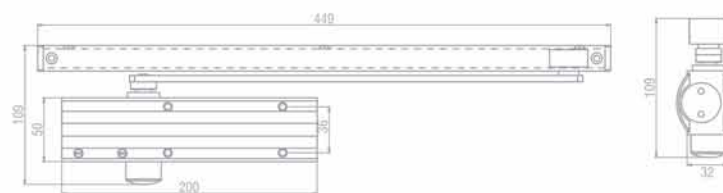
DC511S
(Over Head - up to 80 Kg.) Silver
Suitable for Door 900mm Width and 2100mm Height



DC512S
(Over Head - up to 90 Kg.) Silver
Suitable for Door 1050mm Width and 2400mm Height



DC522S
(Over Head - Hold Open - up to 90 Kg.) Silver
Suitable for Door 1050mm Width and 2400mm Height



Available Finish		
Satin	Glossy	Comb.
<input checked="" type="checkbox"/>	<input type="checkbox"/>	<input type="checkbox"/>

All Door Closers are High Quality Aluminum Extruded
Other Colors are available in Bulk Order

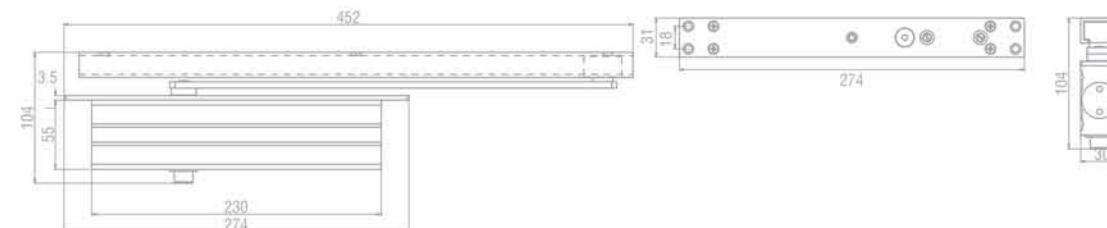
All sizes are mentioned in mm

30

Look for **KICH** Logo on each product.



DCC611S
(Concealed - up to 90 Kg.) Silver
Suitable for Door 1050mm Width and 2400mm Height



All Door Closers are High Quality Aluminum Extruded
Other Colors are available in Bulk Order

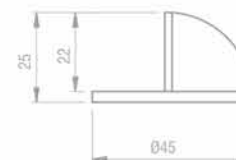
Available Finish		
Satin	Glossy	Comb.
<input checked="" type="checkbox"/>	<input type="checkbox"/>	<input type="checkbox"/>

Door Stopper



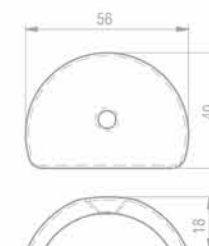
DSTHMS
Registered Design

Available Finish		
Satin	Glossy	Comb.
<input checked="" type="checkbox"/>	<input type="checkbox"/>	<input type="checkbox"/>



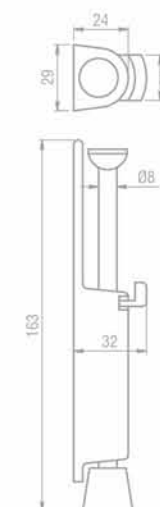
DSTHMS-2

Available Finish		
Satin	Glossy	Comb.
<input checked="" type="checkbox"/>	<input type="checkbox"/>	<input type="checkbox"/>



DSTRS
Material : Zinc

Available Finish		
Satin	Glossy	Comb.
<input checked="" type="checkbox"/>	<input type="checkbox"/>	<input type="checkbox"/>



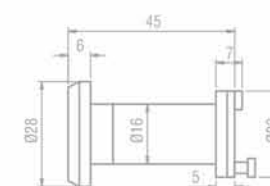
Door Viewer

Brass Material



DV12S

Available Finish		
Satin	Glossy	Comb.
<input checked="" type="checkbox"/>	<input type="checkbox"/>	<input type="checkbox"/>




All sizes are mentioned in mm

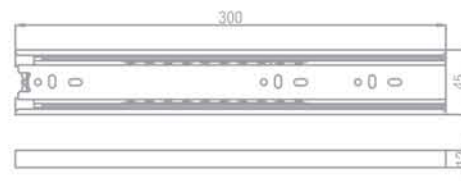
31

Look for **KICH** Logo on each product.

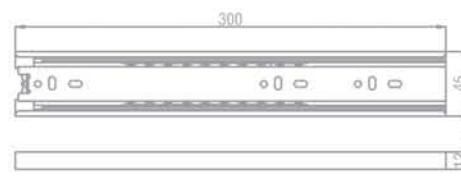
Ball Bearing Drawer Slides



DS51S (Silver)
Width: 45mm
Thickness: 1.2 x 1.2 x 1.4mm



DS51B (Black)
Width: 45mm
Thickness: 1.2 x 1.2 x 1.4mm



Available Sizes:
10,12,14,16,18, 20, 22, 24 (Inches)
Weight Capacity upto 45 kg

Key Features

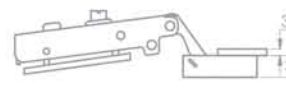
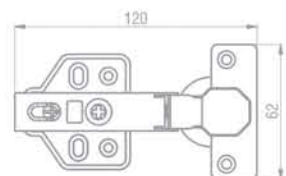
- Corrosion Resistance Premium Quality Zinc / Black coated slides.
- Heavy Duty metal body & Precision Ball Bearings for higher durability.
- In-house Tested Mechanism for Smooth, Silent and Longer working life cycle.

Available Finish
Satin Glossy Comb.
<input checked="" type="checkbox"/> <input type="checkbox"/> <input type="checkbox"/>

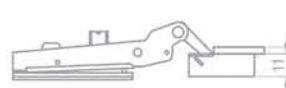
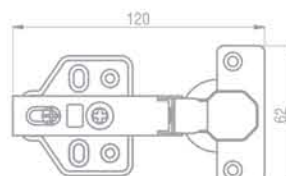
Soft-Closing Clip On Hinge



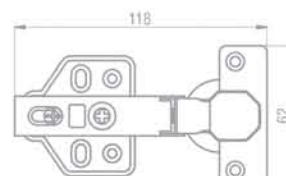
CP 301
(Full Overlay)



CP 302
(Half Overlay)



CP 303
(Inset)



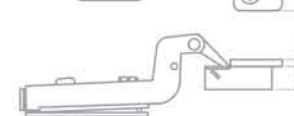
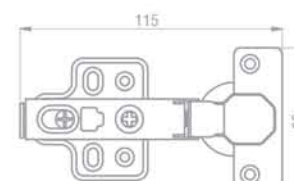
Available by Special Bulk Order Only

All sizes are mentioned in mm

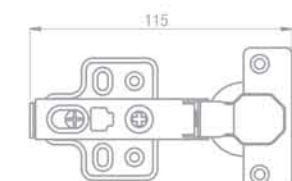
Clip On Hinge



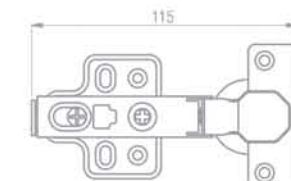
CP 201
(Full Overlay)



CP 202
(Half Overlay)



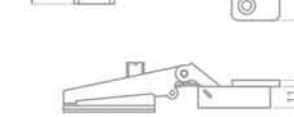
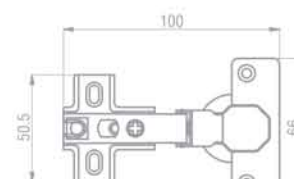
CP 203
(Inset)



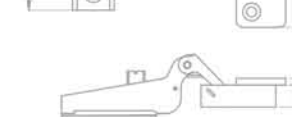
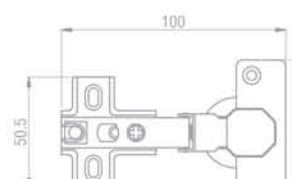
Slide On Hinge



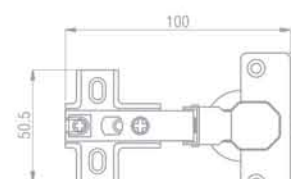
CP 101
(Full Overlay)



CP 102
(Half Overlay)



CP 103
(Inset)

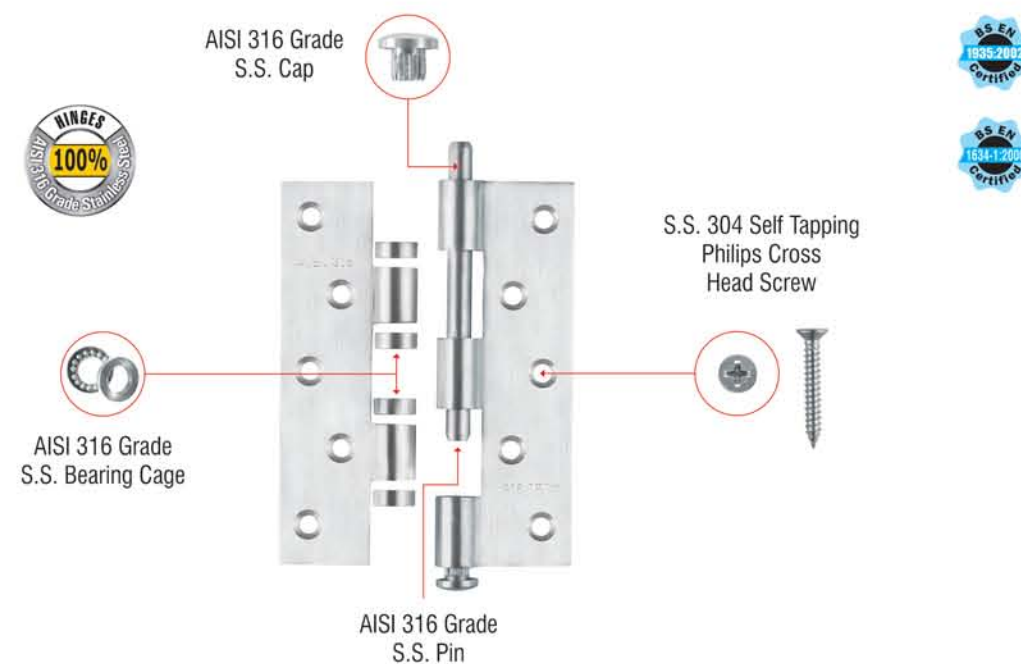


Features	Slide On Hinge	Clip On Hinge	Soft Closing Clip On Hinge
Opening Angle	110 Degree	110 Degree	110 Degree
Hole Pitch	52mm	48mm	48mm
Diameter of Cup	35mm	35mm	35mm
Drilling Distance	4.5mm	4.5mm	3.5mm
Cup Depth	11mm	11mm	11mm
Range of Door Thickness	14-20mm	14-20mm	14-22mm

Material : M.S. with High Quality Nickel Plated.
In-house tested mechanism for longer life cycle

Available Finish
Satin Glossy Comb.
<input checked="" type="checkbox"/> <input type="checkbox"/> <input type="checkbox"/>

All sizes are mentioned in mm



Door Hinges

S. S. 304 Grade Self Tapping Philips Cross Head Screw



DH236S
150x75x3



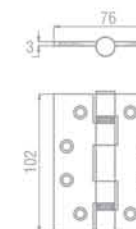
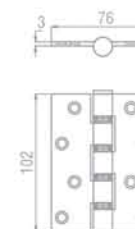
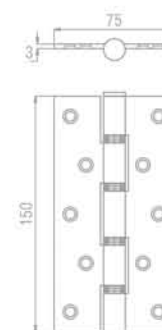
DH235S
125x75x3



DH234S
102x76x3



PRDHT2
102x76x3
S.S. Screw
Pin (SS 201)



All sizes are mentioned in mm



DH136S
150x75x3



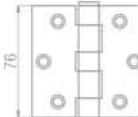
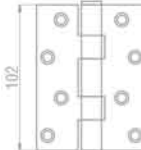

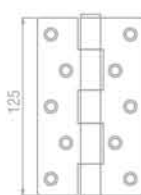
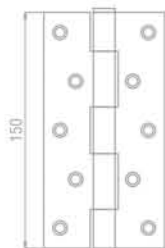
DH135S
125x75x3



DH134S
102x76x3



DH133S
76x78x3



Window Hinges

S. S. 304 Grade Self Tapping Philips Cross Head Screw



DH125S
127x67x2



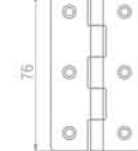
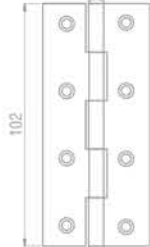
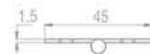
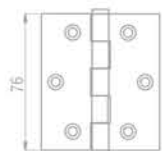
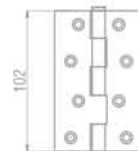
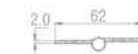
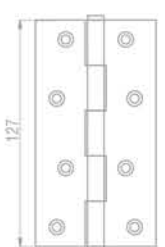
DH124S 102x62x2
DH123S 76x67x2



WH14S
102x45x1.5



WH13S
76x45x1.5



Available Finish		
Satin	Glossy	Comb.
<input checked="" type="checkbox"/>	<input type="checkbox"/>	<input type="checkbox"/>

All sizes are mentioned in mm

🔥 Fire Resistance 🔧 Corrosion Resistance

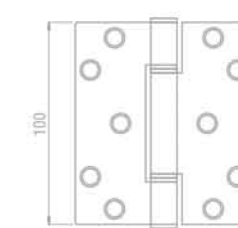
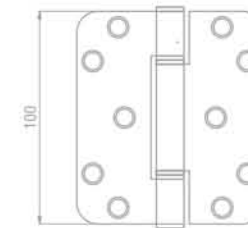
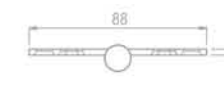
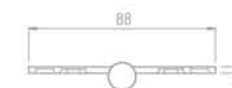
Sintered Bush Bearing Hinge



DH51RS
100x88x3



DH51SS
100x88x3



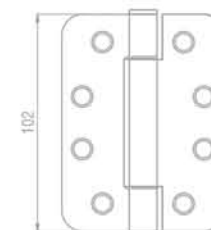
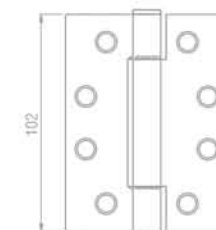
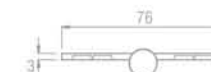
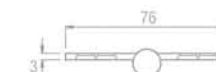
Concealed Bearing Hinge



DH71SS
102x76x3



DH71RS
102x76x3



- Hinge is Mechanized by unique Self Lubricating Sintered Bush which makes hinge Non-Lubricated and almost Maintenance free for life time.
- Successfully In-house Tested Mechanism for longer working life cycle.
- Available in Radius and Square corner versions.

All sizes are mentioned in mm

🔥 Fire Resistance 🔧 Corrosion Resistance

Available Finish		
Satin	Glossy	Comb.
<input checked="" type="checkbox"/>	<input type="checkbox"/>	<input type="checkbox"/>

Lift-off Hinge



HL101
100x88x3



HL107
110x96x3



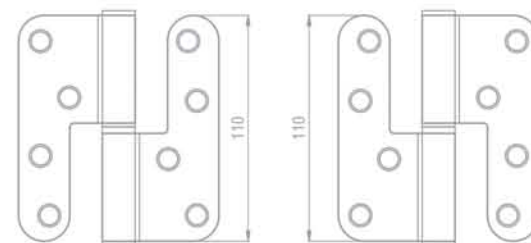
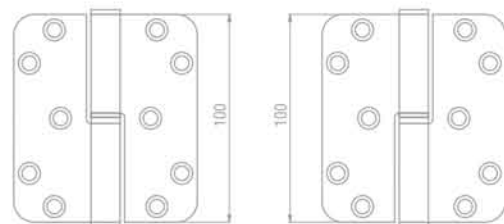
HL101RS
Right-Side

HL101LS
Left-Side



HL107RS
Right-Side

HL107LS
Left-Side




- "Lift-off" Hinge allows easy removal and fixing of doors for maintenance or for extra handling space.
- Hinge is Mechanized by unique Self Lubricating Sintered Bush which makes hinge Non-Lubricated and almost Maintenance free for life time.
- Successfully In-house Tested Mechanism for longer working life cycle.
- Also Suitable for Heavy duty doors with frequent use.
- Available in Left and Right Hand versions with Radius corners.

All sizes are mentioned in mm

🔥 Fire Resistance 🛡️ Corrosion Resistance

Available Finish		
Satin	Glossy	Comb.
<input checked="" type="checkbox"/>	<input type="checkbox"/>	<input type="checkbox"/>



Pull Handle with Lock

PL38 x 1125CTC x 1500mm

Available Finish		
Satin	Glossy	Comb.
<input checked="" type="checkbox"/>	<input type="checkbox"/>	<input type="checkbox"/>

Pull Handle with Lock (PL38 x 1125CTC x 1500mm)

🔥 Fire Resistance 🛡️ Corrosion Resistance

Floor Dust Socket




Floor Dust Socket
Size: Ø22 x 56mm




PHH84
(Square)
□ 30 x 30mm
Available Size
C/C 300mm, 450mm
& 600mm
(TL=C to C+100)

Available Finish		
Satin	Glossy	Comb.
✓		



PHH85
(Rectangle)
□ 40 x 10mm
Available Size
C/C 300mm, 450mm
& 600mm
(TL=C to C+100)

Available Finish		
Satin	Glossy	Comb.
✓		



PHH86
(Rectangle)
□ 40 x 20mm
Available Size
C/C 300mm, 450mm
& 600mm
(TL=C to C+100)

Available Finish		
Satin	Glossy	Comb.
✓		





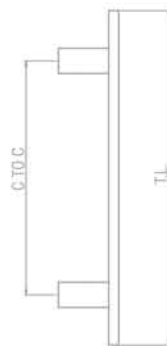
PH82
□ : 2 Size : B to D
□ : 4 Size : D, G & J

Available Finish		
Satin	Glossy	Comb.
✓		



PHN
Registered Design
□ : 22 x 8mm : B to D

Available Finish		
Satin	Glossy	Comb.
✓		



A	B	C	D	E	F	G	H	I	J	K	L	M	N	O	P	Q	R	1-16	4-25
150	200	250	300	350	400	450	500	550	600	650	750	800	900	1050	1200	1350	2400	2-19	5-32
																		3-22	6-38

All sizes are mention in Center to Center (C to C)

All sizes are mentioned in mm

Fire Resistance Corrosion Resistance



PH
Registered Design
Ø : 1 Size : A to B
Ø : 2 Size : A to D
Ø : 3 Size : B to E
Ø : 4 Size : B to G & J
Ø : 5 Size : F, H, J, L, N & Q
Ø : 6 Size : J, L, N & Q

Available Finish		
Satin	Glossy	Comb.
✓	✓	✓



PH (Flat)
Ø : 3 Size : B to D

Available Finish		
Satin	Glossy	Comb.
✓		



PHC
Registered Design
Ø : 2 Size : B to D
Ø : 3 Size : B to E
Ø : 4 Size : B to H
Ø : 5 Size : G, J & N
Ø : 6 Size : J, N & P

Available Finish		
Satin	Glossy	Comb.
✓		✓




PHH ('H' shape)
Registered Design
Ø : 3 Size : B & D (TL=C to C + 100)
Ø : 4 Size : C, E & H (TL=C to C + 100)
Ø : 5 Size : E, H, K & M (TL=C to C + 100)
Ø : 6 Size : L, O & Q (TL=C to C + 150)

Available Finish		
Satin	Glossy	Comb.
✓		



PHD ('D' shape)
Registered Design
Ø : 3 Size : C to D

Available Finish		
Satin	Glossy	Comb.
		✓



A	B	C	D	E	F	G	H	I	J	K	L	M	N	O	P	Q	R	1-16	4-25
150	200	250	300	350	400	450	500	550	600	650	750	800	900	1050	1200	1350	2400	2-19	5-32
																		3-22	6-38

All sizes are mention in Center to Center (C to C)

All sizes are mentioned in mm

Fire Resistance Corrosion Resistance



PHB (BOW)
Registered Design
Ø : 3 Size : D
Ø : 4 Size : D to G



PHL
Ø : 5 Size : G



PHI ('I' shape)
Registered Design
Ø : 3 Size : D
(TL=C to C + 69)



GR
Ø : 2 Size : A to D
Ø : 3 Size : A to D
Ø : 4 Size : B to D



PHS (Square Shape)
Ø : 3 Size : B to D
Ø : 4 Size : B to D


Available Finish		
Satin	Glossy	Comb.
✓		✓

Available Finish		
Satin	Glossy	Comb.
✓		

Available Finish		
Satin	Glossy	Comb.
✓		✓

Available Finish		
Satin	Glossy	Comb.
✓	✓	✓

Available Finish		
Satin	Glossy	Comb.
✓	✓	



A	B	C	D	E	F	G	H	I	J	K	L	M	N	O	P	Q	R	1-16	4-25
150	200	250	300	350	400	450	500	550	600	650	750	800	900	1050	1200	1350	2400	2-19	5-32
																		3-22	6-38

All sizes are mention in Center to Center (C to C)

All sizes are mentioned in mm

🔥 Fire Resistance 🔧 Corrosion Resistance



PHJ
Ø : 4 Size : C to E
(TL=C to C+122)



PHG
Registered Design
Ø : 3 Size : C to E
Ø : 4 Size : D



PH ON PLATE
PH1908S + PS300X75S
Available in various sizes on bulk order
Available in Screen Printing

Door Knob



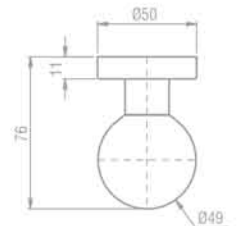

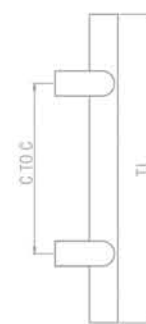
DNR50S
Available in Ø 50mm

Available Finish		
Satin	Glossy	Comb.
✓		

Available Finish		
Satin	Glossy	Comb.
✓		

Available Finish		
Satin	Glossy	Comb.
✓		

Available Finish		
Satin	Glossy	Comb.
✓		



A	B	C	D	E	F	G	H	I	J	K	L	M	N	O	P	Q	R	1-16	4-25
150	200	250	300	350	400	450	500	550	600	650	750	800	900	1050	1200	1350	2400	2-19	5-32
																		3-22	6-38

All sizes are mention in Center to Center (C to C)

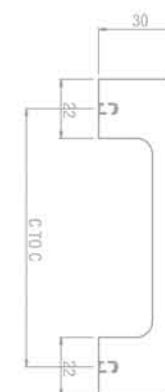
All sizes are mentioned in mm

🔥 Fire Resistance 🔧 Corrosion Resistance



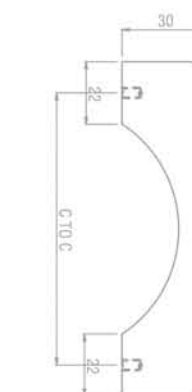
CHA5
Registered Design
Size : C to E
□ : 8mm

Available Finish		
Satin	Glossy	Comb.
<input checked="" type="checkbox"/>	<input type="checkbox"/>	<input type="checkbox"/>



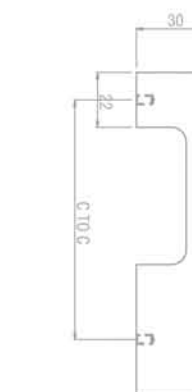
CHA6
Registered Design
Size : C to E
□ : 8mm

Available Finish		
Satin	Glossy	Comb.
<input checked="" type="checkbox"/>	<input type="checkbox"/>	<input type="checkbox"/>



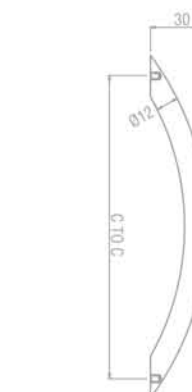
CHA7
Registered Design
Size : C to G
□ : 8mm

Available Finish		
Satin	Glossy	Comb.
<input checked="" type="checkbox"/>	<input type="checkbox"/>	<input type="checkbox"/>



CHA8
Registered Design
Size : C to E
□ : 8mm

Available Finish		
Satin	Glossy	Comb.
<input checked="" type="checkbox"/>	<input type="checkbox"/>	<input type="checkbox"/>



CHA9
Registered Design
Size : C to E
□ : 8mm

Available Finish		
Satin	Glossy	Comb.
<input checked="" type="checkbox"/>	<input type="checkbox"/>	<input type="checkbox"/>



A	B	C	D	E	G	H	I	
32 mm	64 mm	96 mm	128 mm	160 mm	224 mm	288 mm	352 mm	1-8mm
								2-10mm
								3-12mm

Note : Dimensions between centre to centre of holes.

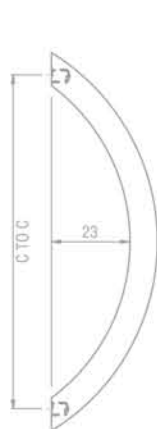
All sizes are mentioned in mm



CHC

Registered Design
Ø : 1 Size : C to D
Ø : 2 Size : C to E

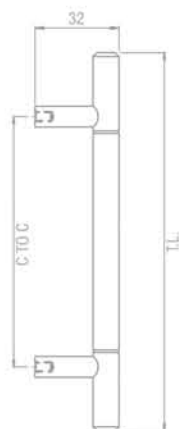
Available Finish		
Satin	Glossy	Comb.
✓	✓	✓



CHH

Registered Design
Ø : 2 Size : B to I
(TL = C to C + 49)
Ø : 3 Size : C to I
(TL = C to C + 80)


Available Finish		
Satin	Glossy	Comb.
✓	✓	✓



CHR

Registered Design
Ø : 1 Size : B to E
Ø : 2 Size : B to H
Ø : 3 Size : D to I

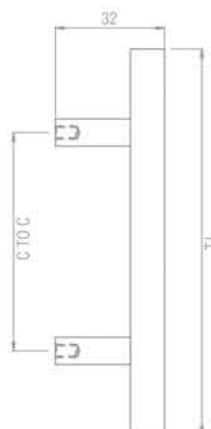
Available Finish		
Satin	Glossy	Comb.
✓	✓	✓



CHS

Registered Design
□ : 2 Size : C to I
(TL = C to C + 49)
□ : 3 Size : C to E
(TL = C to C + 49)

Available Finish		
Satin	Glossy	Comb.
✓	✓	✓



A	B	C	D	E	G	H	I	1-8mm
32 mm	64 mm	96 mm	128 mm	160 mm	224 mm	288 mm	352 mm	2-10mm
								3-12mm

Note : Dimensions between centre to centre of holes.

All sizes are mentioned in mm

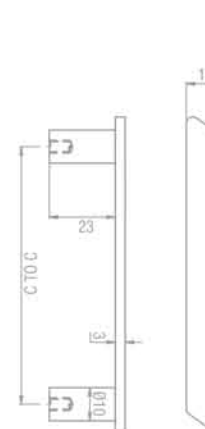
🔥 Fire Resistance 🔪 Corrosion Resistance



CH A3

Registered Design
Ø : 2 Size : C to E

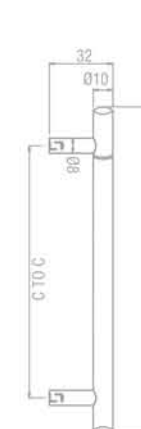
Available Finish		
Satin	Glossy	Comb.
✓	✓	✓



CHI

Registered Design
Ø : 2 Size : C to E
(TL = C to C + 40)

Available Finish		
Satin	Glossy	Comb.
✓	✓	✓



CHF

Registered Design
Ø : 2 Size : C to E
Ø : 3 Size : C to E

Available Finish		
Satin	Glossy	Comb.
✓	✓	✓



CHL

Registered Design
Ø : 2 Size : C to E

Available Finish		
Satin	Glossy	Comb.
✓	✓	✓



A	B	C	D	E	G	H	I	1-8mm
32 mm	64 mm	96 mm	128 mm	160 mm	224 mm	288 mm	352 mm	2-10mm
								3-12mm

Note : Dimensions between centre to centre of holes.

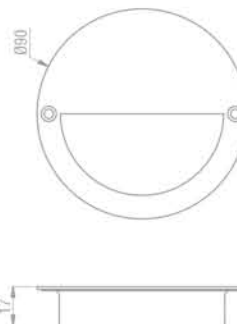
All sizes are mentioned in mm

🔥 Fire Resistance 🔪 Corrosion Resistance

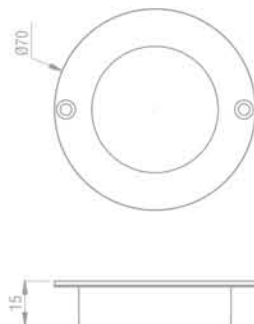
Corrosion Resistant High Grade AISI 316 Stainless Steel Architectural Products



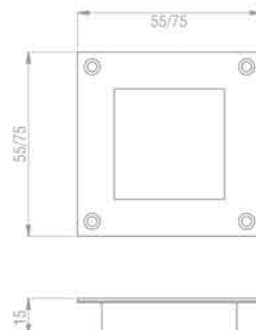
CH90S
Ø 90mm



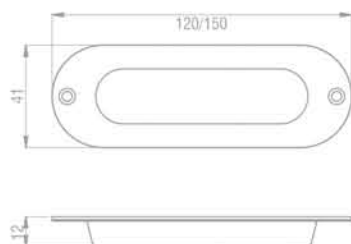
CH70S
Ø 70mm



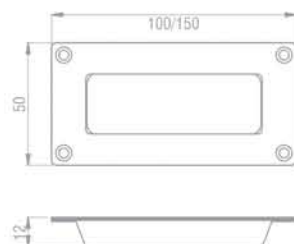
CH136S
Size: 55 x 55mm,
75 x 75mm



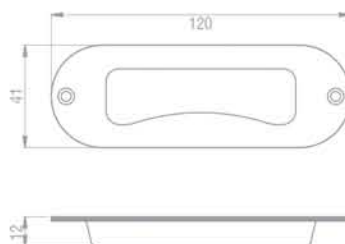
CH120S
Size: 120mm, 150mm



CH100S
Size: 100mm, 150mm



CH125S
Size: 120mm



Also available without Holes on Special Order
(M. O. Q. - 50 pcs per product)

All sizes are mentioned in mm

🔥 Fire Resistance 🔧 Corrosion Resistance

48

Look for **KIEH** Logo on each product.

Available Finish		
Satin	Glossy	Comb.
<input checked="" type="checkbox"/>	<input type="checkbox"/>	<input type="checkbox"/>

Corrosion Resistant High Grade AISI 316 Stainless Steel Architectural Products



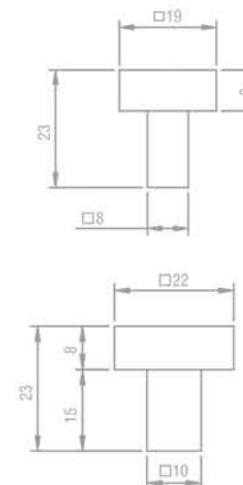
N56S
Registered Design



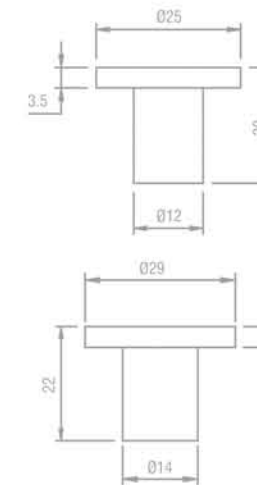
N31S
Registered Design



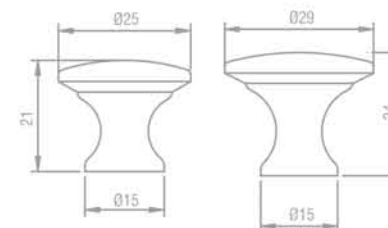
N58S
Registered Design



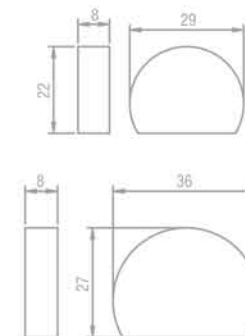
N1
Registered Design



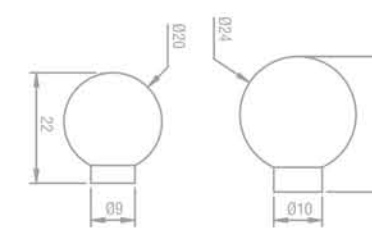
N211
Registered Design



N63S
Registered Design



N51S
Registered Design



Available in Small & Big sizes
(Designs and Shaped are Registered / Applied for Registration)

All sizes are mentioned in mm

🔥 Fire Resistance 🔧 Corrosion Resistance

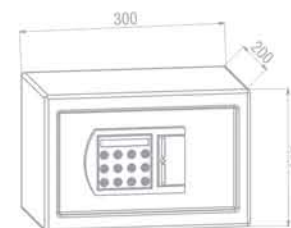
49

Available Finish		
Satin	Glossy	Comb.
<input checked="" type="checkbox"/>	<input checked="" type="checkbox"/>	<input type="checkbox"/>

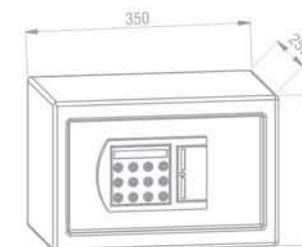
Look for **KIEH** Logo on each product.



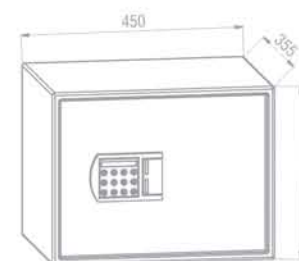
SD111G
(W)300 x (H)200 x (D)200
Weight 6.5 Kg.
Volume: Upto 8 Ltr.



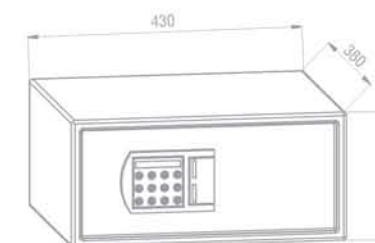
SD112G
(W)350 x (H)250 x (D)250
Weight 9.5 Kg.
Volume: Upto 20 Ltr.



SD113G
(W)450 x (H)355 x (D)350
Weight 20.2 Kg.
Volume: Upto 51 Ltr.



SD211G (Laptop Size)
(W)430 x (H)200 x (D)380
Weight 11.1 Kg.
Volume: Upto 30 Ltr.



Key Features



Password
Opens with secret password of 3 to 6 digit



Overdrive Key
Master Code or Mechanical Over Ride Key lets you access safe in case of emergencies



Heavy Duty Construction
Heavy duty steel construction offers great security



Micro-motor
Micro-motor with pre-set codes opens the door automatically



Secure Mode
Consecutive wrong input of code for three times turns the safe in secure mode resulting in inactive keypad for 5 minutes



Low Battery Indicator
Instant notification in case of low battery



Energy Efficient
Extremely low consumption of energy as it works on four AA/1.5V pencil cell



Advance Chipset
Smart and advance Chipset for high security

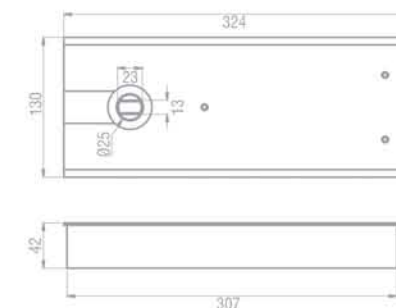


FS113S

(Double Cylinder)

Weight Capacity upto 120 Kg
Maximum Door Width 1200mm

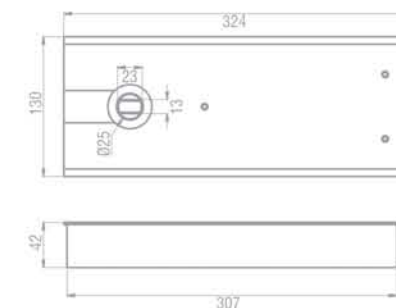
- Successfully tested for 500,000 Life Cycle under EN-1154 Standards
- Double Action Hydraulic Floor Spring with adjustable speed



FS112S

(Double Cylinder)

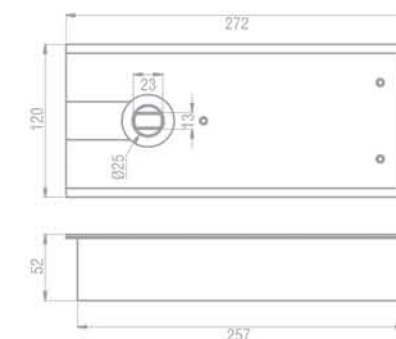
Weight Capacity upto 100 Kg
Maximum Door Width 1200mm



FS111S

(Single Cylinder)

Weight Capacity upto 80 Kg
Maximum Door Width 900mm



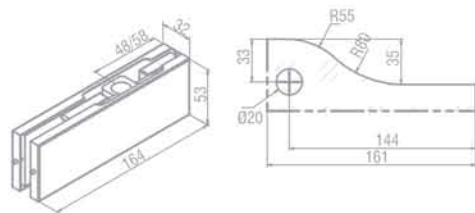
Note:

- All Floor Springs are with S.S. 304 cover
- Two way type
- Max Opening Angle is 120 Degree

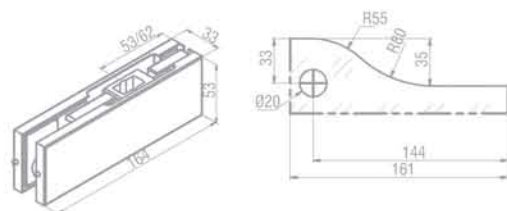
All sizes are mentioned in mm



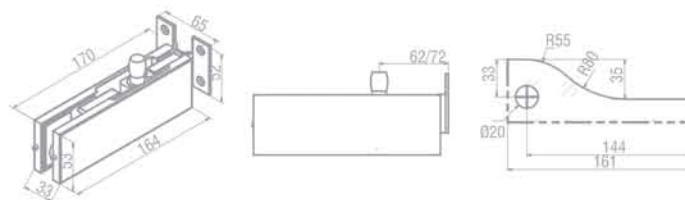
PF11S
Top Patch



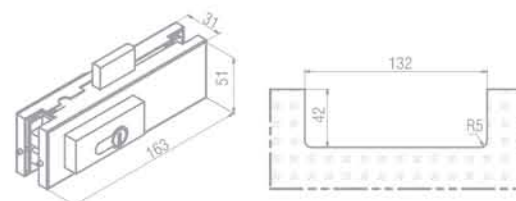
PF12S
Bottom Patch



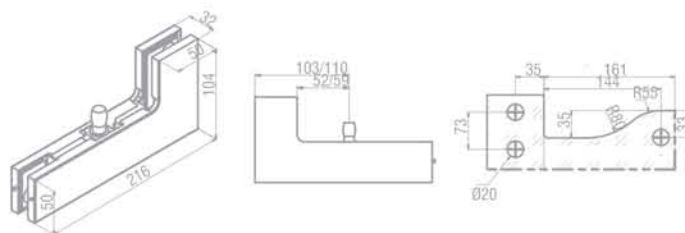
PF13S
Patch - Over Panel



PF14S_PC11KK60
Patch Lock



PF15S
Patch - L



Note : All Patch Fittings are with S.S. 304 cover & High Quality Aluminium Body

All sizes are mentioned in mm

🔥 Fire Resistance 🔧 Corrosion Resistance

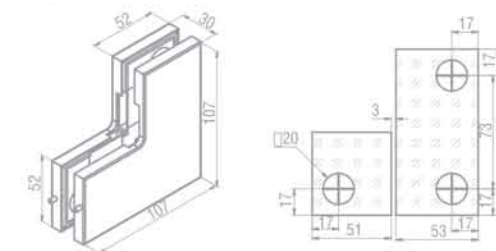
54

Look for **KIEH** Logo on each product.

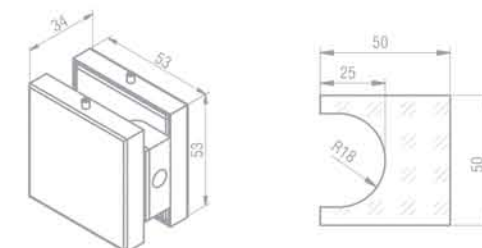
Available Finish		
Satin	Glossy	Comb.
✓		



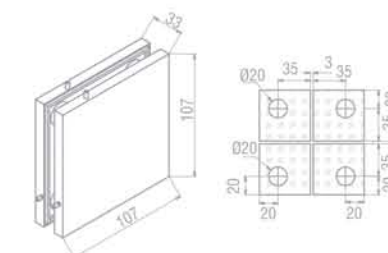
PF16S
Patch- Corner



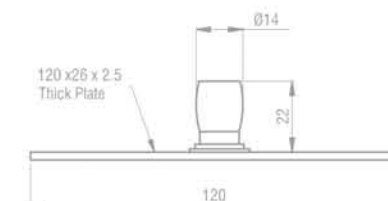
PF17S
Patch - Connector



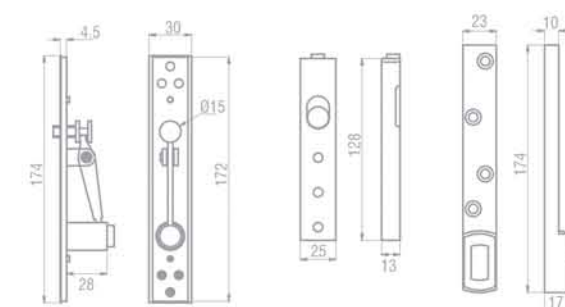
PF18S
Patch - Four way



PFP1S
Pivot - Top



PFP2S
Pivot - Set for
Wooden &
Aluminium Door



Note : All Patch Fittings are with S.S. 304 cover & High Quality Aluminium Body

All sizes are mentioned in mm

🔥 Fire Resistance 🔧 Corrosion Resistance

55

Look for **KIEH** Logo on each product.

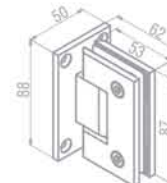
Available Finish		
Satin	Glossy	Comb.
✓		



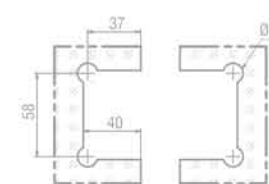
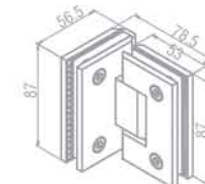
In SS 304



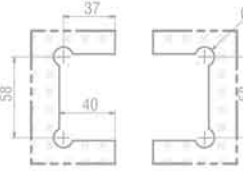
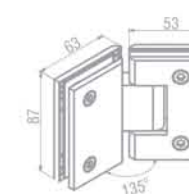
SH111S
Wall to Glass
90 Degree



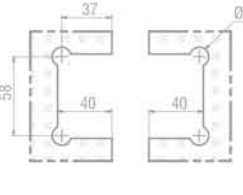
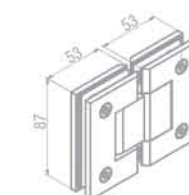
SH112S
Glass to Glass
90 Degree



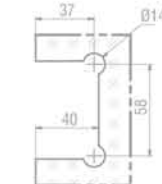
SH113S
Glass to Glass
135 Degree



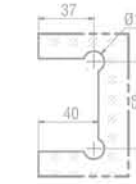
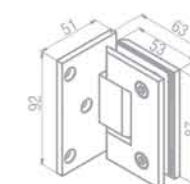
SH114S
Glass to Glass
180 Degree



SH115S
Wall to Glass Fix



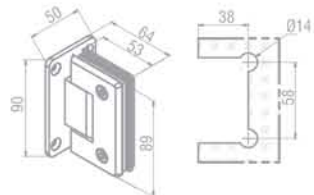
SH116S
Wall to Glass
90 Degree (offset)



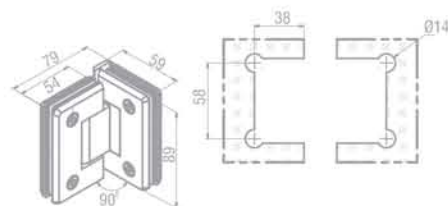
In Brass



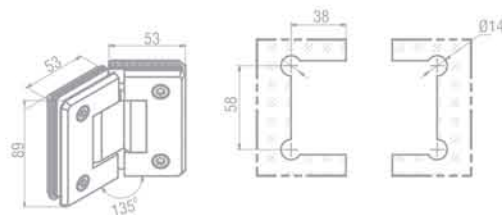
SH511G
Wall to Glass
90 Degree



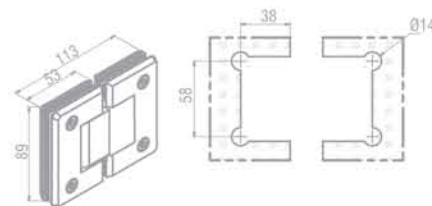
SH512G
Glass to Glass
90 Degree



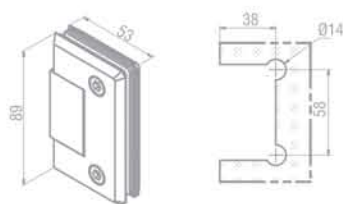
SH513G
Glass to Glass
135 Degree



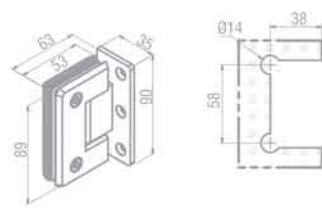
SH514G
Glass to Glass
180 Degree



SH515G
Wall to Glass
(Fix)



SH516G
Wall to Glass
90 Degree (offset)

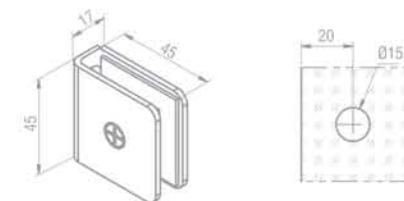


Available Finish		
Satin	Glossy	Comb.
	✓	

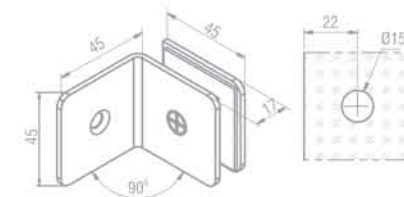
In SS 304



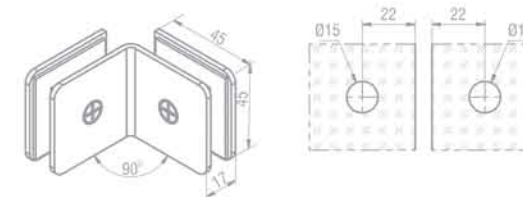
GC11S
Glass
Connector Fix



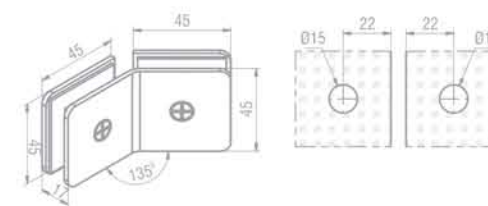
GC12S
Wall to Glass
90 Degree



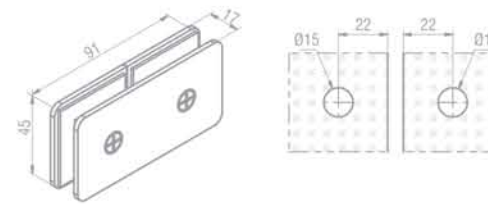
GC13S
Glass to Glass
90 Degree



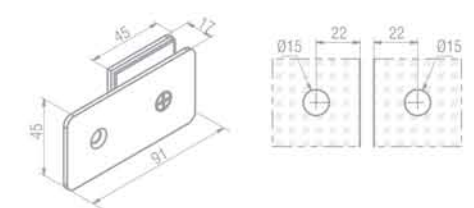
GC14S
Glass to Glass
135 Degree



GC15S
Glass to Glass
180 Degree



GC16S
Wall to Glass
180 Degree



Available Finish		
Satin	Glossy	Comb.
✓	✓	

In Brass



SB11G
Shower Bracket
(Wall)



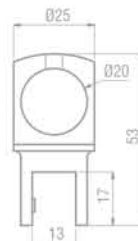
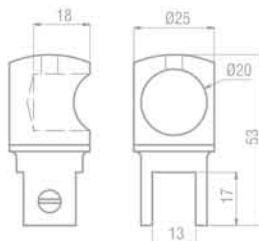
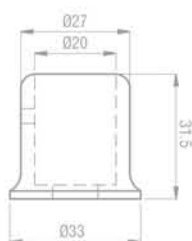
SB12G
Shower Bracket
(End Bracket)



SB13G
Shower Bracket
(Support Bracket)



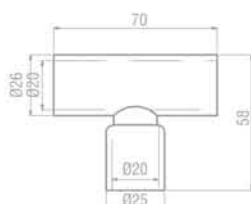
SB14G
Shower Bracket
(Two Way)




SB15G
Shower Bracket
(Three Way)



SP119G
Ø-19mm Pipe
(S.S. 316 grade)



Magnetic & Plastic Profile



Also available in various types
Size: 2.2 Meter

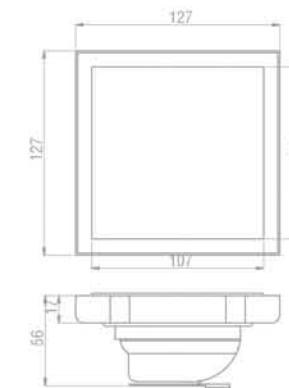
Auto Close Floor Drains ^{New}

In SS 304

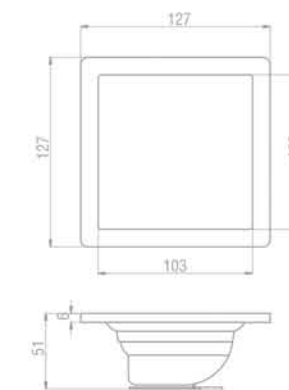


Tile Insert Floor Drain

FD255S - 127x127mm
FD256S - 150x150mm
Available in satin finish only



FD245
127x127mm
FD246
150x150mm



FD215
127x127mm
FD216
150x150mm

Standard Features



Protect from Cockroaches
and other insects.



Easy to Install
& Maintain.



Auto close mechanism prevents
from unpleasant odour.



Suitable for Bathroom, Kitchen,
Terrace & major drainage areas.



Available in various
size and finish.



Made from Corrosion Resistance
AISI 304 Grade Stainless Steel.

Available Finish

Satin	Glossy	Black Satin
✓	✓	✓

All sizes are mentioned in mm

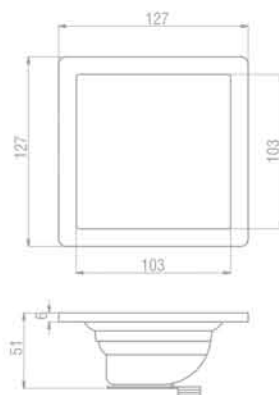
Corrosion Resistance



FD235
127x127mm
FD236
150x150mm



FD225
127x127mm
FD226
150x150mm



Standard Features



Protect from Cockroaches and other insects.



Easy to Install & Maintain.



Auto close mechanism prevents from unpleasant odour.



Suitable for Bathroom, Kitchen, Terrace & major drainage areas.



Available in various size and finish.



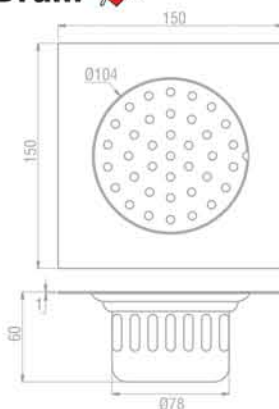
Made from Corrosion Resistance AISI 304 Grade Stainless Steel.

Insect Repeller Floor Drain *New*

In SS 304



FD365S - 127x127mm
FD366S - 150x150mm



Standard Features



Protect from Cockroaches and other insects.



Easy to Install & Maintain.



Made from Corrosion Resistance AISI 304 Grade Stainless Steel.



Suitable for Bathroom, Kitchen, Terrace & major drainage areas.



Available in various size and finish.

All sizes are mentioned in mm

Corrosion Resistance

Available Finish			
Satin	Glossy	Black Satin	
✓	✓	✓	

Look for **KICH** Logo on each product.

Standard Floor Drains *New*

In SS 304



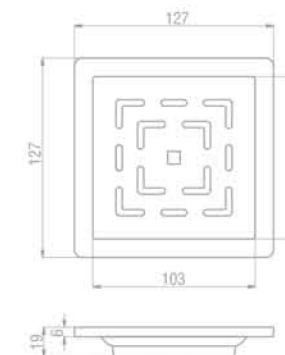
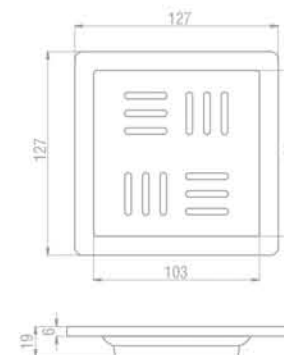
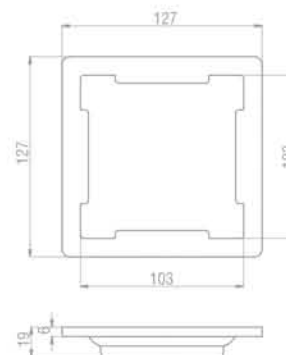
FD145BS
127x127mm
FD146BS
150x150mm



FD115BS
127x127mm
FD116BS
150x150mm



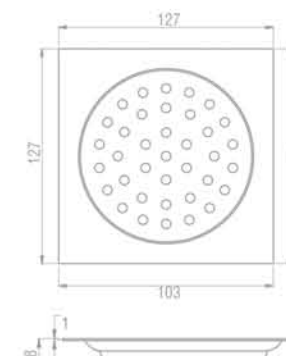
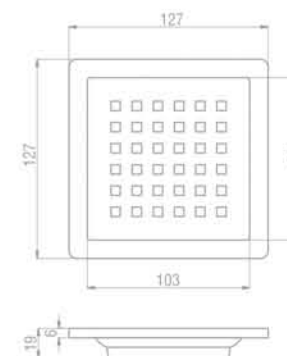
FD135BS
127x127mm
FD136BS
150x150mm



FD125BS
127x127mm
FD126BS
150x150mm



FD375BS
127x127mm
FD376BS
150x150mm



All sizes are mentioned in mm

Corrosion Resistance

Available Finish			
Satin	Glossy	Black Satin	
✓	✓	✓	

Look for **KICH** Logo on each product.

Corrosion Resistant High Grade AISI 316 Stainless Steel Architectural Products



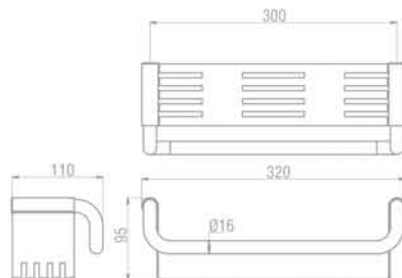
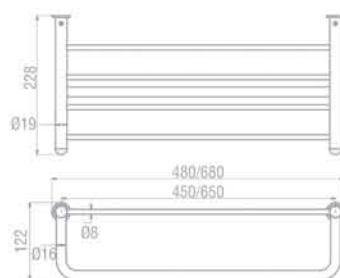
TTRC45S
Registered Design
TOWEL RACK
(Available Length 450mm & 650mm)



TSS30S
Registered Design
SHAMPOO SHELF



TTR45S
Registered Design
TOWEL ROD
(Available Length 300mm, 450mm & 650mm)



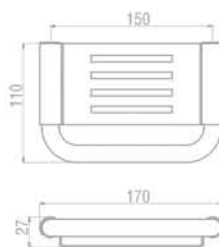
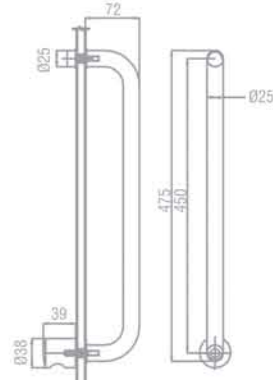
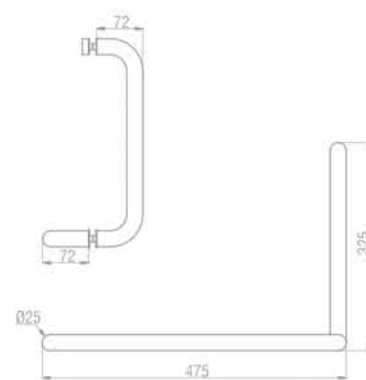
PH2512S + 18
SHOWER CUBICLE HANDLE
(Available in various sizes)



PH2518S + DN83S
SHOWER CUBICLE HANDLE WITH KNOB
(Available in DN81S & DN82S)



TSD15S
Registered Design
SOAP DISH



Available Finish		
Satin	Glossy	Comb.
✓	✓	✓

All sizes are mentioned in mm



Corrosion Resistant High Grade AISI 316 Stainless Steel Architectural Products



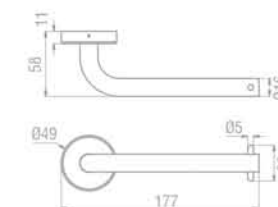
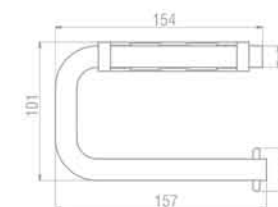
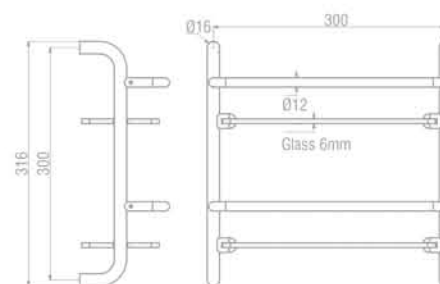
TSSD1
SHAMPOO SHELF -DOUBLE



TTPHS
Registered Design
TOILET PAPER ROLL HOLDER



TTPH2S
TOILET PAPER ROLL HOLDER



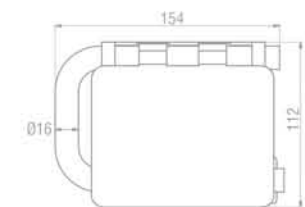
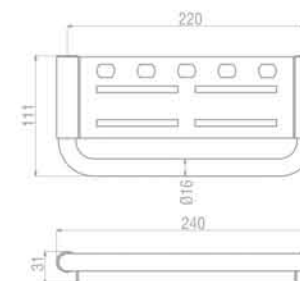
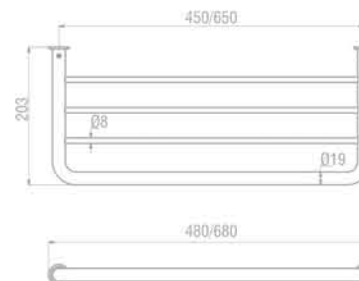
TTRC145S
TOWEL RACK
(Available Length 450mm & 650mm)



TPHS
TOOTH PASTE & BRUSH HOLDER



TTPHFS
TOILET PAPER ROLL HOLDER
(with Flap)



Available Finish		
Satin	Glossy	Comb.
✓	✓	✓

All sizes are mentioned in mm





TNR15S
Registered Design
NAPKIN RING



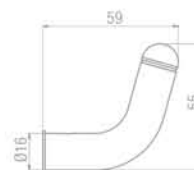
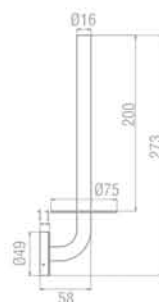
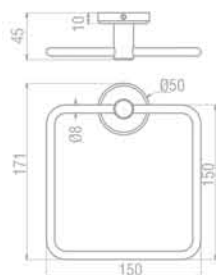
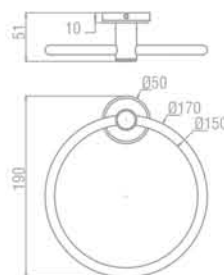
TNR16S
NAPKIN RING



TTPH3S
TOILET PAPER
ROLL HOLDER
(For Spare Roll)



RH51C
ROBE-HOOK
(Also available in Combi.)



RH50S
Registered Design
ROBE-HOOK



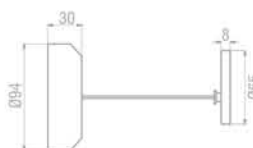
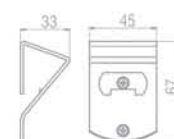
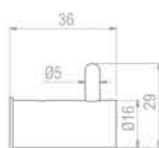
TT525RS
Thumb Turn



B050S
Registered Design
BOTTLE OPENER



CL50S
Registered Design
CLOTH LINER



Available Finish		
Satin	Glossy	Comb.
✓	✓	✓

All sizes are mentioned in mm



TLSD1S
length 105mm
for 150ml



TLSD1WMS
(Wall Mounted)
length 105mm for 150ml



TLSD6S
length 105mm
for 150ml



TLSD6WMS
(Wall Mounted)
length 105mm for 150ml

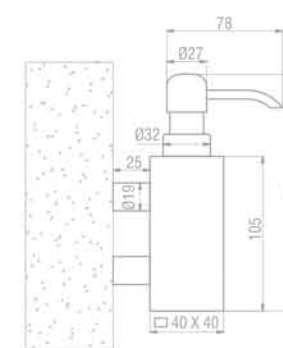
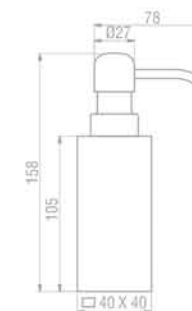
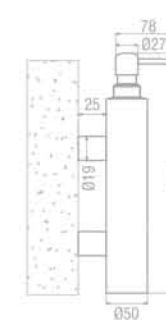
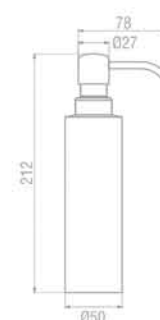
TLSD2S
length 150mm
for 250ml

TLSD2WMS
(Wall Mounted)
length 150mm for 250ml

TLSD7S
length 150mm
for 200ml

TLSD7WMS
(Wall Mounted)
length 150mm for 200ml

Available in Satin Finish Only



TSD12S
SOAP DISH



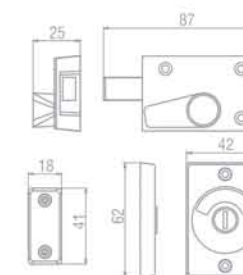
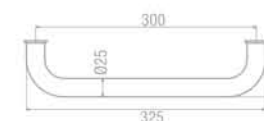
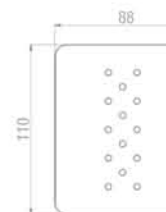
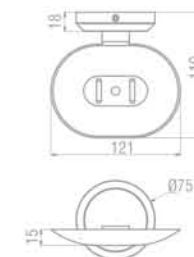
TCSDS
Registered Design
COUNTER SOAP DISH



GB2512S
GRAB BAR
(Available in Ø22, Ø25 & Ø32mm)
(Available in C to C Distance 200 to 600mm)



IB106S
Registered Design
INDICATOR BOLT
Material : Zinc



Available Finish		
Satin	Glossy	Comb.
✓	✓	✓

All sizes are mentioned in mm



Corrosion Resistant High Grade AISI 316 Stainless Steel Architectural Products



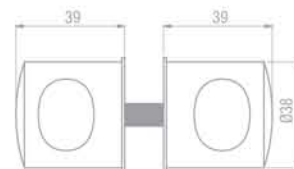
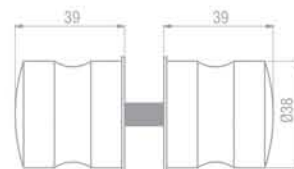
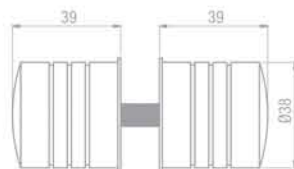
DN81S
Door Knobs
Ø38mm



DN82S
Door Knobs
Ø38mm



DN83S
Door Knobs
Ø38mm



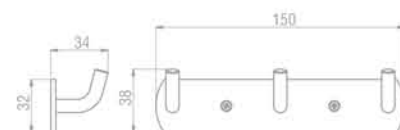
(Available only in Satin Finish)



RHP5S
5 ROBE HOOK ON PLATE
Size : 280 mm (L) x 32 mm (H)

RHP3S
3 ROBE HOOK ON PLATE
Size : 150 mm (L) x 32 mm (H)

Available Finish		
Satin	Glossy	Comb.
✓		



Glass Shelf Corner

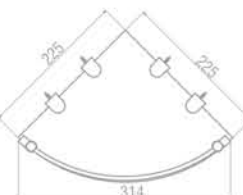
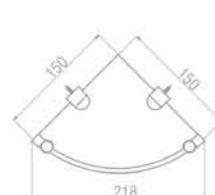
S.S 316 Grade



GSC115S
150mm



GSC122S
225mm



Available Finish		
Satin	Glossy	Comb.
✓		

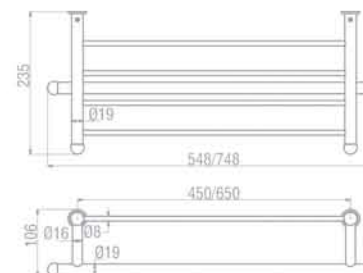
All sizes are mentioned in mm

Corrosion Resistance

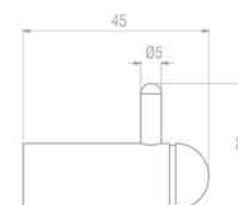
Corrosion Resistant High Grade AISI 316 Stainless Steel Architectural Products




BA205C
TOWEL RACK
(Available Length
450mm & 650mm)



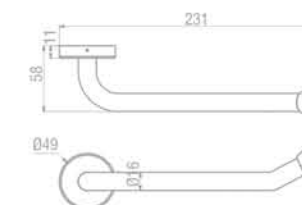
BA245C
ROBE HOOK



BA215C
TOWEL ROD SINGLE
(Available Length
300mm, 450mm & 650mm)



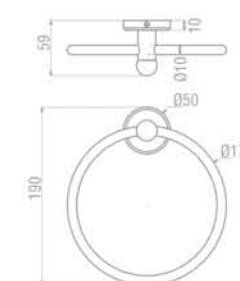
BA223C
Registered Design
TOILET PAPER ROLL HOLDER



BA240S
GLASS SHELF
(Available Length 300mm & 450mm)
(Available only in Satin & Glossy Finish)



BA225C
NAPKIN RING



Available Finish		
Satin	Glossy	Comb.
✓		✓

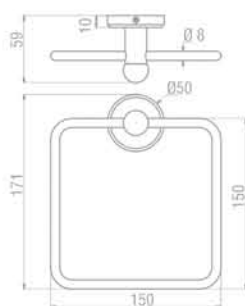
All sizes are mentioned in mm

Corrosion Resistance

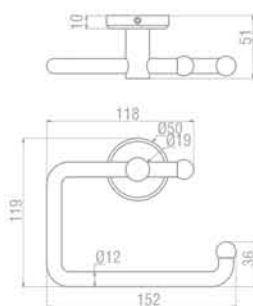
Corrosion Resistant High Grade AISI 316 Stainless Steel Architectural Products



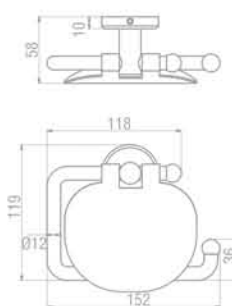
BA226C
NAPKIN RING



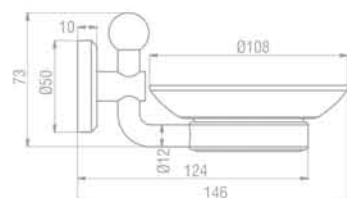
BA220C
Registered Design
TOILET PAPER ROLL HOLDER



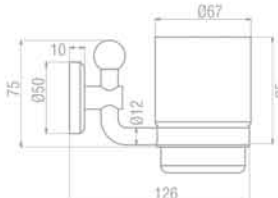
BA221C
Registered Design
TOILET PAPER ROLL HOLDER
WITH FLAP



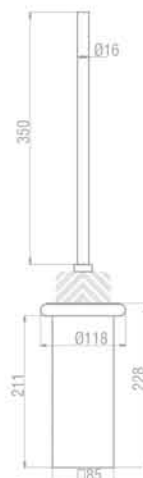
BA230C
Registered Design
SOAP DISH



BA235C
Registered Design
TOOTH PASTE &
BRUSH HOLDER



BA250S
BRUSH HOLDER
(Available only in Satin
& Glossy Finish)



Available Finish		
Satin	Glossy	Comb.
✓	✓	✓

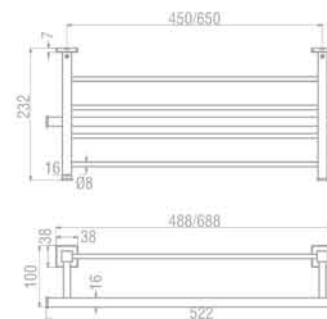
All sizes are mentioned in mm



Corrosion Resistant High Grade AISI 316 Stainless Steel Architectural Products



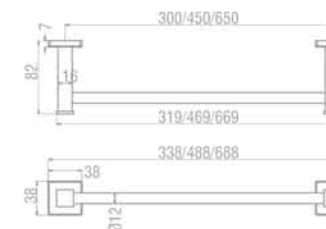
BA305S
TOWEL RACK
(Available Length
450mm & 650mm)



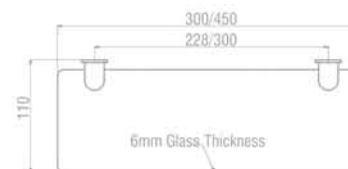
BA350S
GRAB BAR
(Available Length
300mm to 350mm)



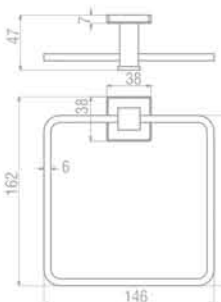
BA315S
TOWEL ROD
(Available Length
300mm, 450mm & 650mm)



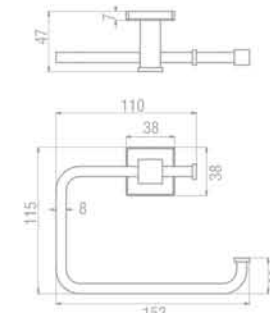
BA340S
GLASS SHELF
(Available Length 300mm & 450mm)



BA326S
NAPKIN RING



BA320S
TOILET PAPER ROLL HOLDER



Available Finish		
Satin	Glossy	Comb.
✓	✓	✓

All sizes are mentioned in mm



Corrosion Resistant High Grade AISI 316 Stainless Steel Architectural Products



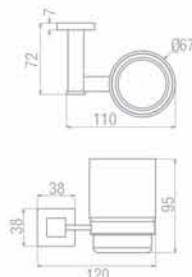
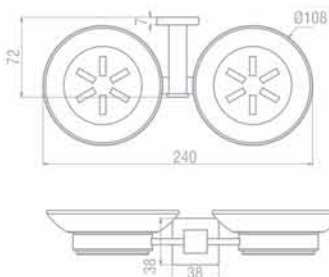
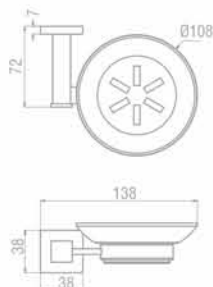
BA330S
SOAP DISH



BA331S
SOAP DISH DOUBLE



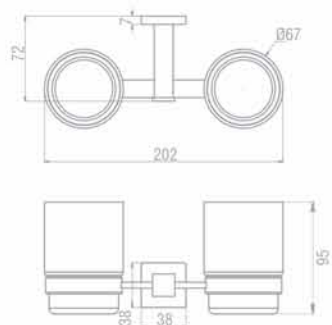
BA335S
TOOTH PASTE & BRUSH HOLDER



BA336S
TOOTH PASTE & BRUSH HOLDER DOUBLE



BA345S
ROBE-HOOK



All sizes are mentioned in mm

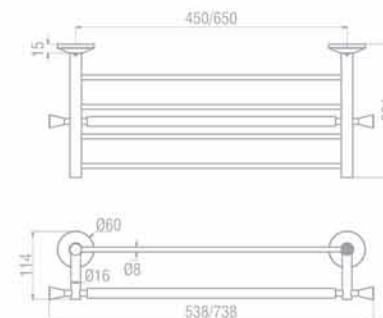


Available Finish		
Satin	Glossy	Comb.
✓	✓	✓

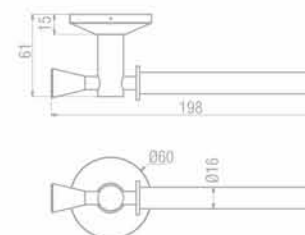
Corrosion Resistant High Grade AISI 316 Stainless Steel Architectural Products



BA405S
TOWEL RACK
(Available Length
450mm & 650mm)



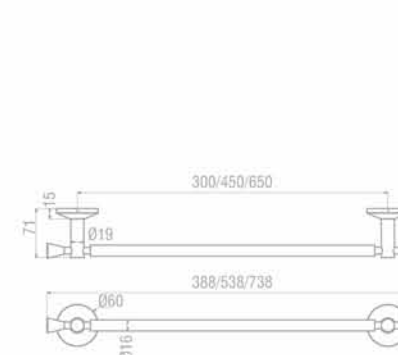
BA420S
TOILET PAPER ROLL HOLDER



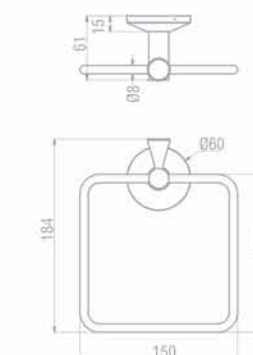
All sizes are mentioned in mm



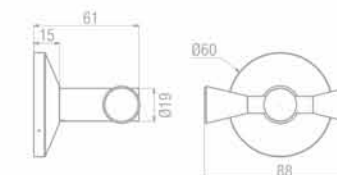
BA416S
TOWEL ROD SINGLE
(Available Length
300mm, 450mm & 650mm)



BA426S
NAPKIN RING



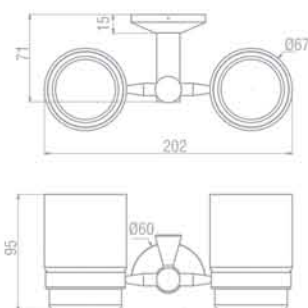
BA445S
ROBE HOOK



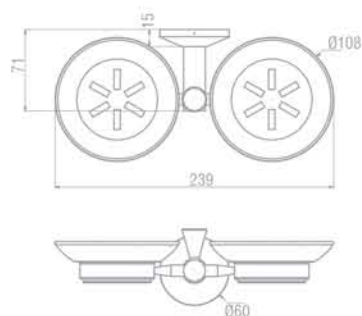
Available Finish		
Satin	Glossy	Comb.
✓	✓	✓



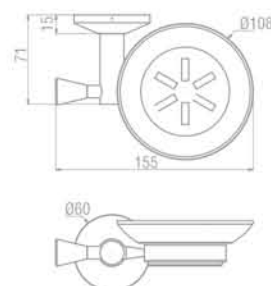
BA436S
TOOTH PASTE &
BRUSH HOLDER DOUBLE



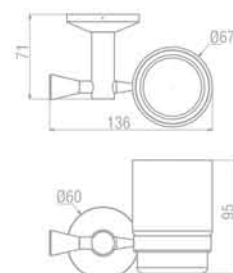
BA431S
SOAP DISH DOUBLE



BA430S
SOAP DISH



BA435S
TOOTH PASTE &
BRUSH HOLDER

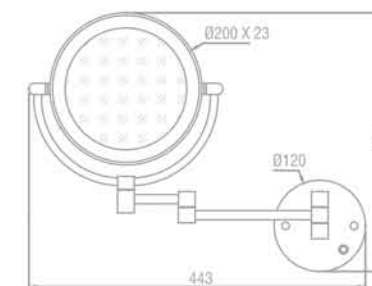


Available Finish		
Satin	Glossy	Comb.
✓	✓	

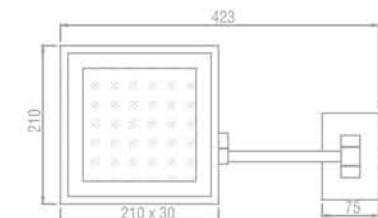
All sizes are mentioned in mm



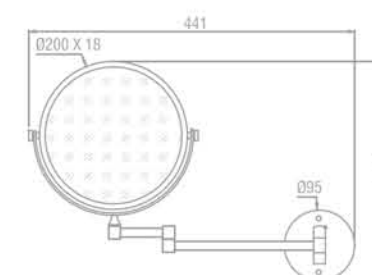
BML118
Bathroom Mirror
with LED Light 8"



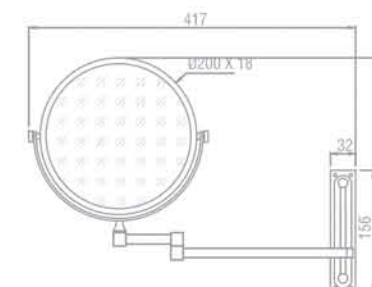
BML318
Bathroom Mirror
with LED Light 8.5" x 8.5"



BM418
Bathroom Mirror 8"



BM428
Bathroom Mirror 8"



Material : Brass, S.S. & MS with Chrome Plating

All sizes are mentioned in mm



Available Finish		
Satin	Glossy	Comb.
	✓	



SB1FS



SB2MS



SB7DS



SB9DS



SB10FXS



SB11FMS



SBWMS



SBWFS



SBWLS



SBWGS



SBWPLS



SBWPSS



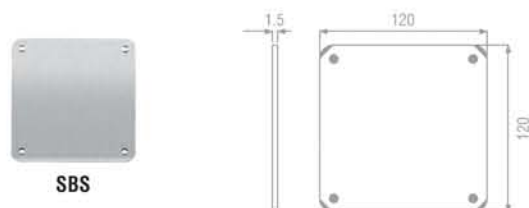
SBWFXS



SBWNSS

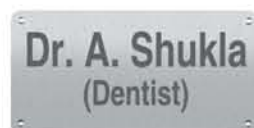


SBWS



SBS

Available in Size: 120 x 120 x 1.5mm
All Sign Plates are Available in Screen Printing



Available as per Requirement
(Also Available in Laser Print
on Special Order)



Door Kick Plate

Available Size: 800 x 200 x 1.5mm
(M.O.Q. - 5 Pcs)

Available Finish		
Satin	Glossy	Comb.
✓		

All sizes are mentioned in mm



Color Dustbin ^{New}

In MS with Color Coating



DBP1Y
Yellow
Color Coated



DBP1R
Red
Color Coated



DBP1G
Green
Color Coated



DBP1B
Blue
Color Coated



- Circular pedal bin with high quality powder coating finish
- Compact design to fit into minimal space
- Anti skid base
- Wide foot pedal with rubber grip
- Removable plastic bucket with handle


Ø : 2 Height : B & D
Ø : 4 Height : F

Dustbin

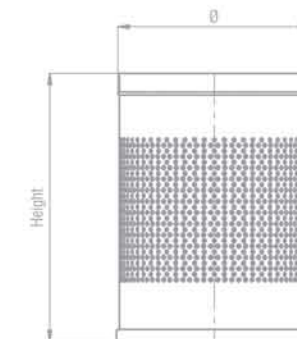
In S.S. 201 Grade



DB01S
Open Dustbin
Ø : 2 Height : A
Ø : 3 Height : C
Ø : 4 Height : E



DB01PS
Perforated
Open Dustbin
Ø : 2 Height : A
Ø : 3 Height : C
Ø : 4 Height : E



Height Table:



A	B	C	D	E	F	1-7	3-9
10	11	12	13	14	15	2-8	4-10

All sizes are mentioned in inches



- Ideal for residential & office use
- Compact design to fit into minimal space
- Anti skid base

Available Finish		
Satin	Glossy	Comb.
✓		



DBP1S
Pedal Dustbin

Ø : 1 Height : B
Ø : 2 Height : D
Ø : 4 Height : F

- Circular pedal bin with high quality finish
- Compact design to fit into minimal space
- Anti skid base

DBP1PS
Perforated Pedal Dustbin

Ø : 1 Height : B
Ø : 2 Height : D
Ø : 4 Height : F

- Wide foot pedal with rubber grip
- Removable plastic bucket with handle

Available Finish		
Satin	Glossy	Comb.
<input checked="" type="checkbox"/>	<input type="checkbox"/>	<input type="checkbox"/>

Height Table:

A	B	C	D	E	F	1-7	3-9
10	11	12	13	14	15	2-8	4-10

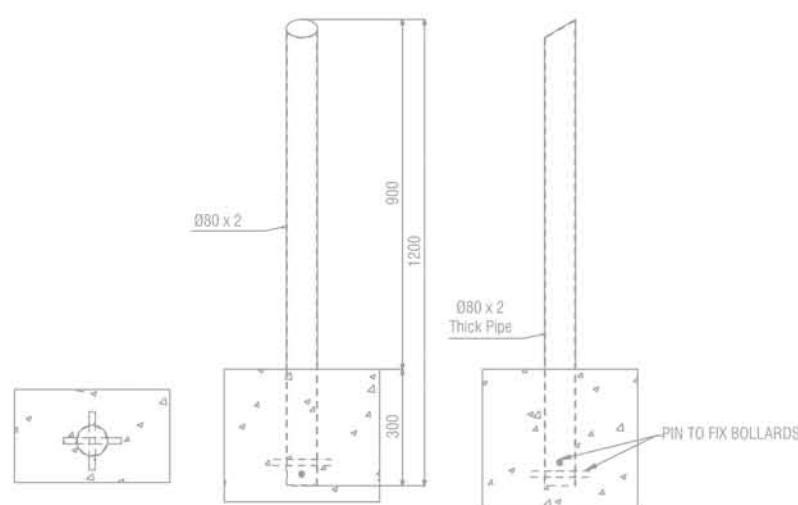
All size are mentioned in inches

Bollard Barrier *New*



All sizes are mentioned in mm

Corrosion Resistance



Available in various customize sizes

Available Finish		
Satin	Glossy	Comb.
<input checked="" type="checkbox"/>	<input type="checkbox"/>	<input type="checkbox"/>

Look for **KIEH** Logo on each product.



Fire Resistance Corrosion Resistance

Look for **KIEH** Logo on each product.



Side Bracket Railing System with Glass (DS1-1-G15)



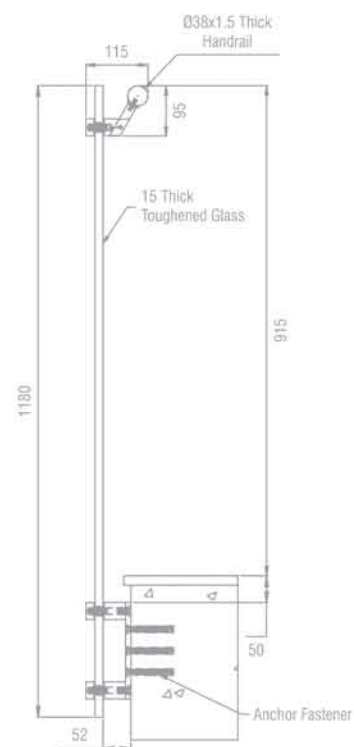
Top Bracket



Glass Mounting System

All sizes are mentioned in mm


Corrosion Resistance



Side Mounted Spacer System with Glass - Ø 32/38/50mm (DS2-1W-G15)



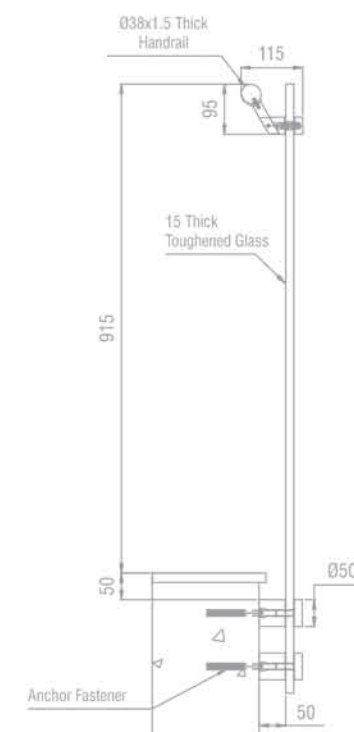
Top Bracket



Glass Mounting System

All sizes are mentioned in mm

Corrosion Resistance







Top Mounted Round Baluster System with Glass - Ø 38/50mm (DT11-1-G10)



Top Bracket



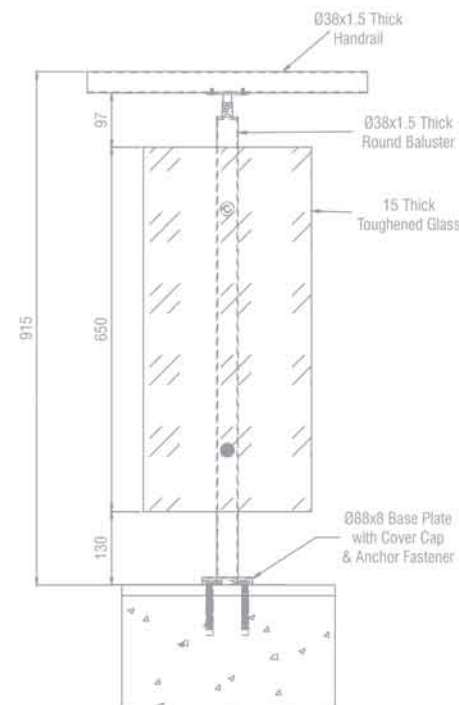
Mounting System



Glass Connector

All sizes are mentioned in mm

 Corrosion Resistance



Top Mounted Round Baluster System with Horizontal Members - Ø 38/50mm (DT11-1-164)



Top Bracket



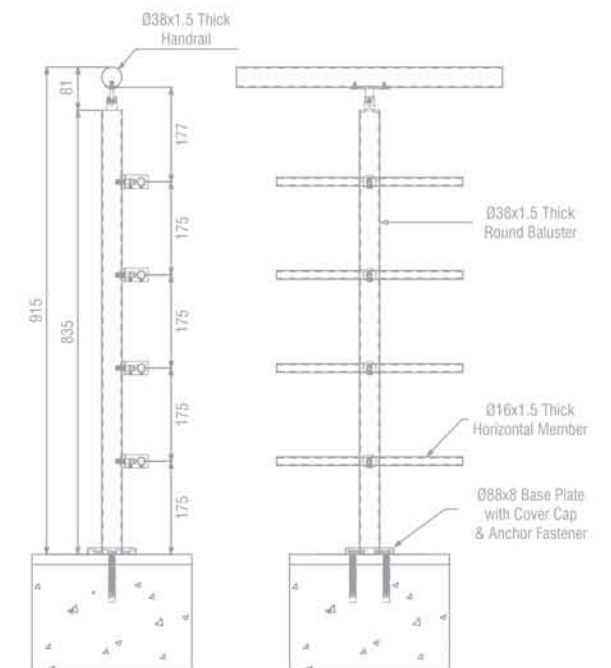
Mounting System




Middle Member Connector

All sizes are mentioned in mm

 Corrosion Resistance





Top Mounted Rectangle Baluster System with Horizontal Members - 20x40mm (DT21-1-163)



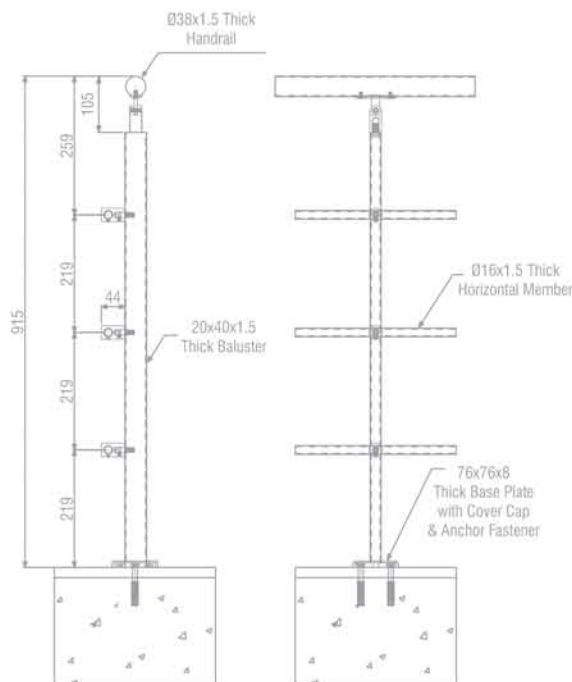
Top Bracket



Middle Member Connector

All sizes are mentioned in mm

Corrosion Resistance



Top Mounted Rectangle Baluster System with Glass - 20x40mm (DT21-2-1G10)



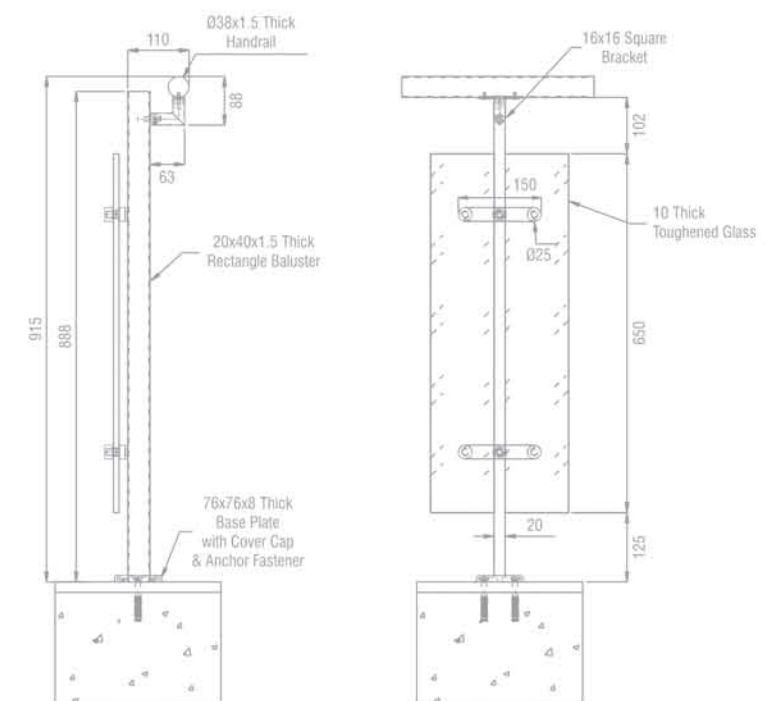
Top Bracket

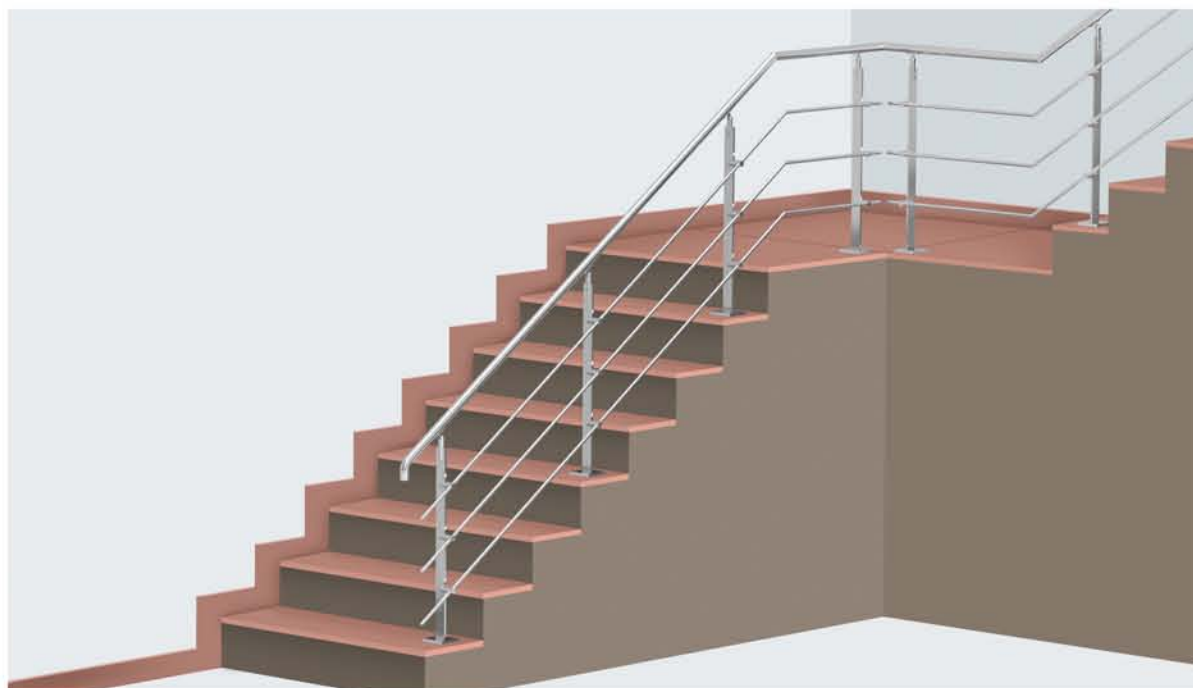


Double Glass Connector

All sizes are mentioned in mm

Corrosion Resistance





Top Mounted Flat (Hollow) Baluster System with Horizontal Members - 10x50mm (DT22-2-163)



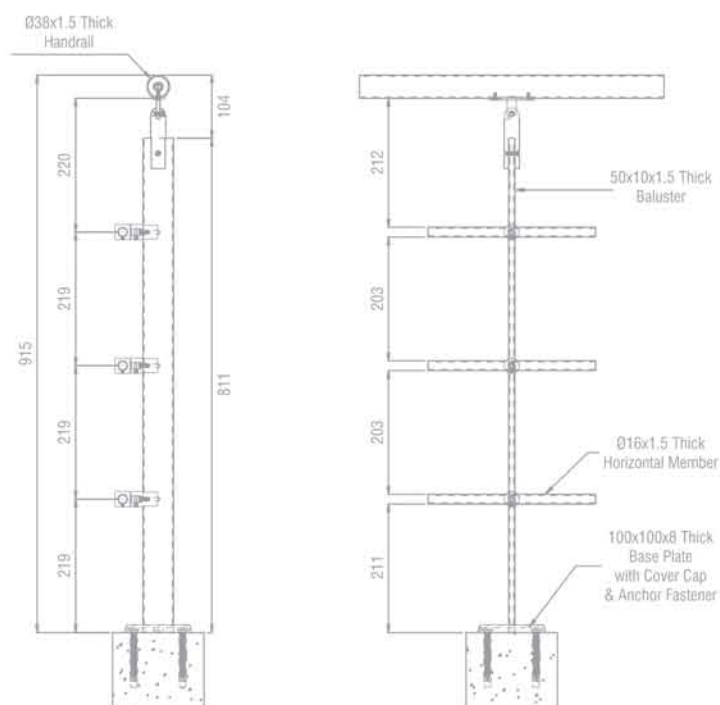
Top Bracket



Middle Member Connector

All sizes are mentioned in mm

Corrosion Resistance



Top Mounted Flat (Hollow) Baluster System with Glass - 10x50mm (DT22-3-G10)



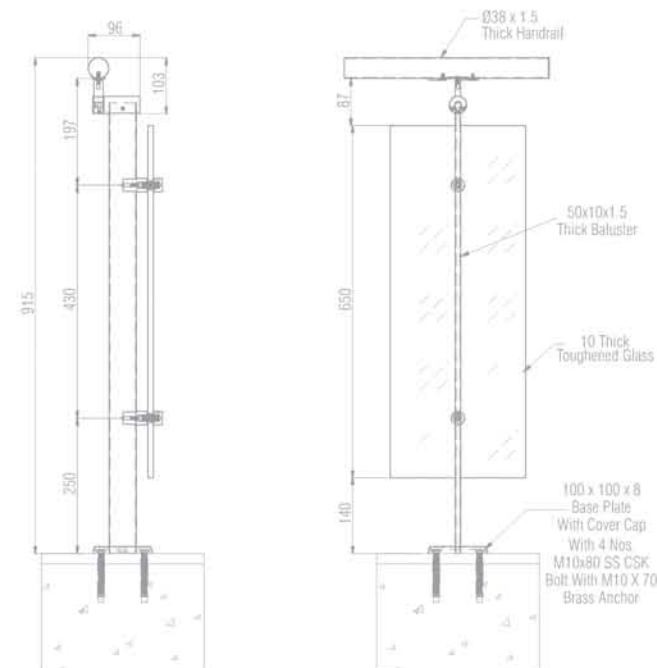
Top Bracket



Glass Connector

All sizes are mentioned in mm

Corrosion Resistance





Top Mounted Square Baluster System with Glass - 40x40mm (DT31-2-G10)



Top Bracket



Glass Connector

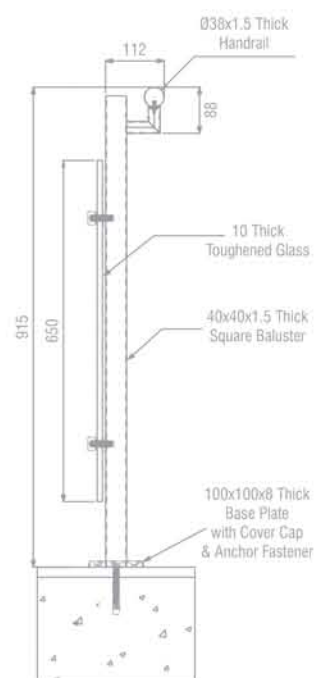


Optional Side Mounted System

Mounting System

All sizes are mentioned in mm

 Corrosion Resistance



Top Mounted Square Baluster System with Horizontal Members - 40x40mm (DT31-1-163)



Top Bracket



Middle Member Connector

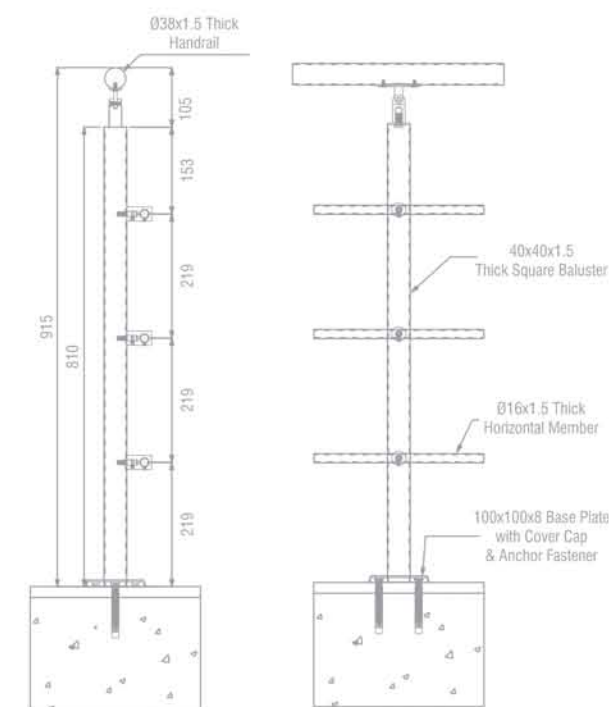



Optional Side Mounted System

Mounting System

All sizes are mentioned in mm

 Corrosion Resistance






Top Mounted Flat (Mini Bracket) System with Glass - 10x50mm (DT2-1-G12) 210mm - For Balcony Area, (DT5-1-G12) 325mm - For Staircase Area



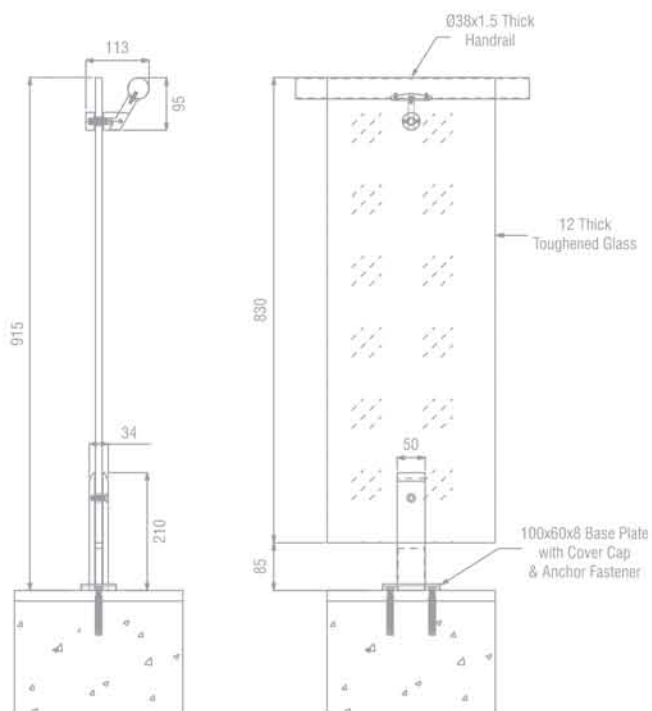
Top Bracket



Mounting System

All sizes are mentioned in mm

Corrosion Resistance



Top Mounted Flat (Mini Bracket) System with Glass - 12x40x125mm (DT4-1-G12)



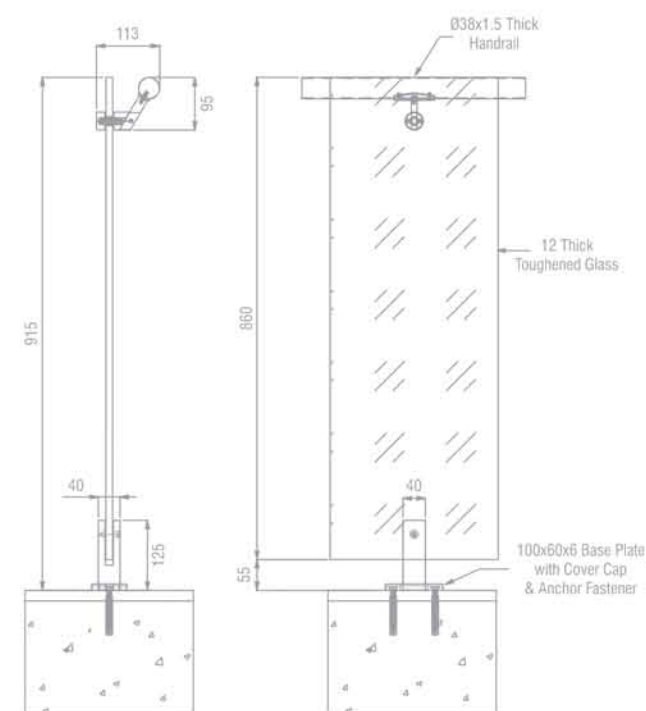
Top Bracket



Mounting System

All sizes are mentioned in mm

Corrosion Resistance





Top Mounted Square (Mini) Baluster System with Glass - 40x40x450mm (DT32-1-G12)



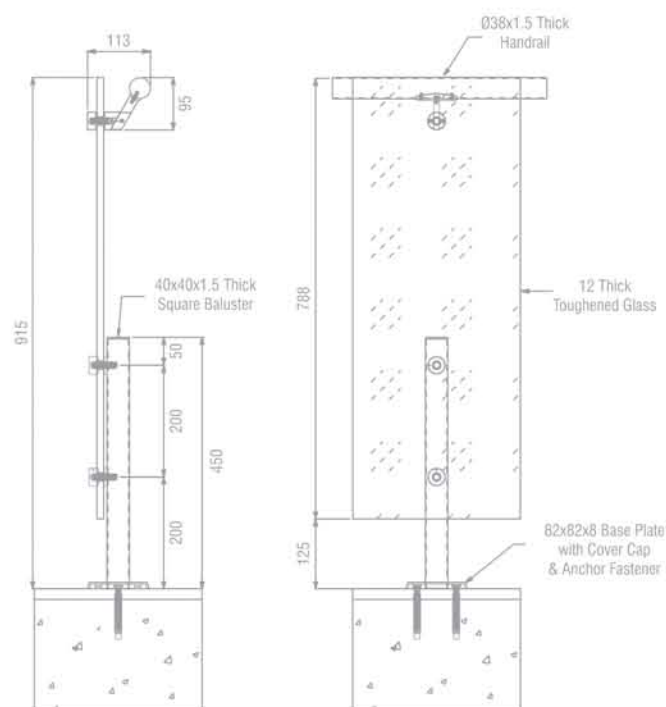
Top Bracket



Glass Connector

All sizes are mentioned in mm

 Corrosion Resistance



Top Mounted Flat (Mini) Baluster System with Glass - 10x50x450mm (DT55-1-G12)



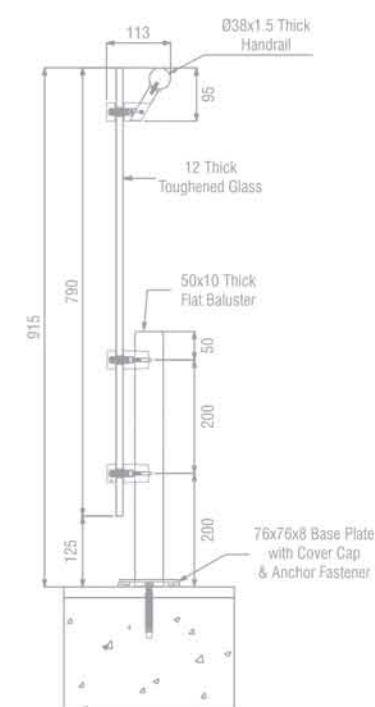
Top Bracket



Glass Connector

All sizes are mentioned in mm

 Corrosion Resistance





Top Mounted Flat Baluster System with Glass - 10x50mm (DT52-3-G10)



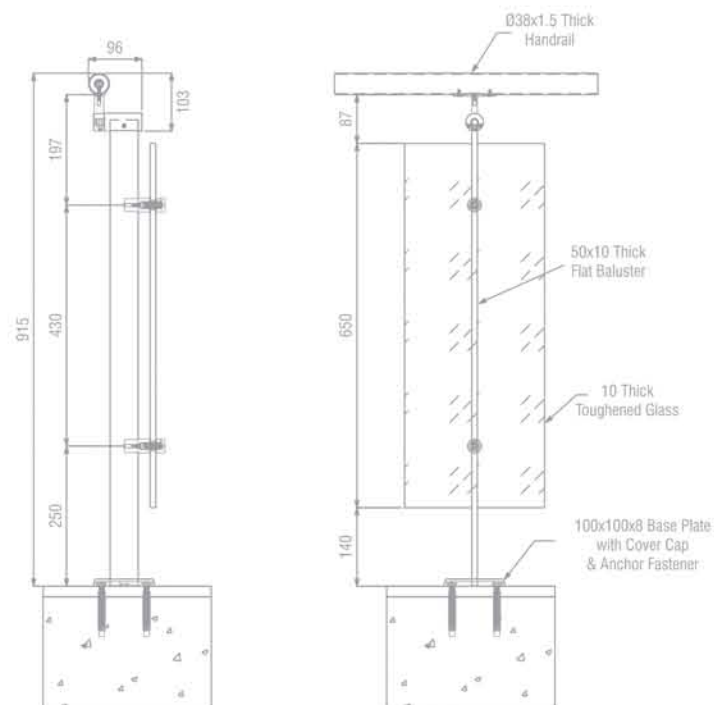
Top Bracket



Glass Connector

All sizes are mentioned in mm

 Corrosion Resistance



Top Mounted Flat Baluster System with Glass - 10x50mm (DT51-1-G10)



Top Bracket



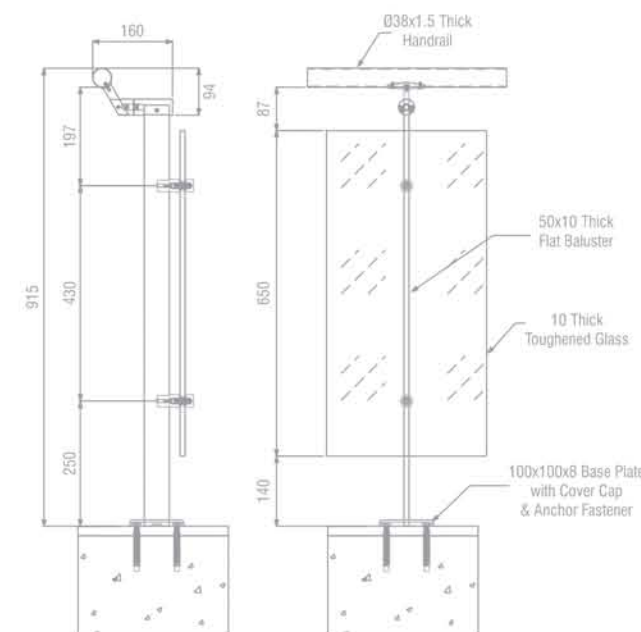
Glass Connector



Mounting System

All sizes are mentioned in mm

 Corrosion Resistance





Top Mounted Flat Baluster System with Horizontal Members - 10x50mm (DT53-2-163)



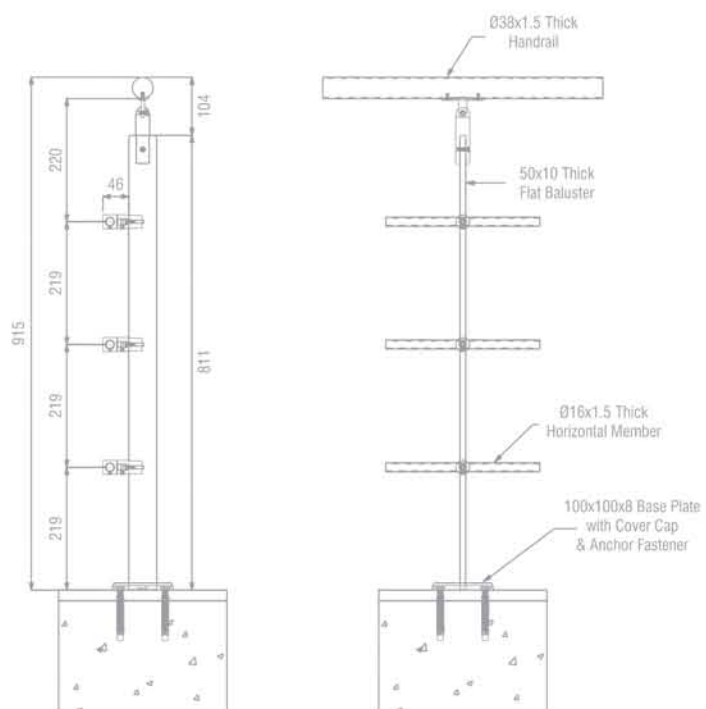
Top Bracket



Middle Member Connector

All sizes are mentioned in mm

 Corrosion Resistance



Top Mounted Square Baluster System with Double Glass Bracket (DT31-1-1G10)



Top Bracket



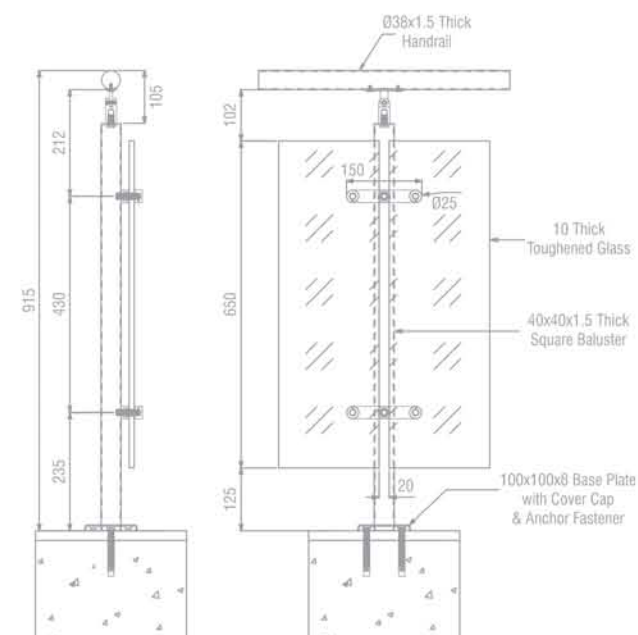
Middle Member Connector




Optional Side Mounted System

All sizes are mentioned in mm

 Corrosion Resistance





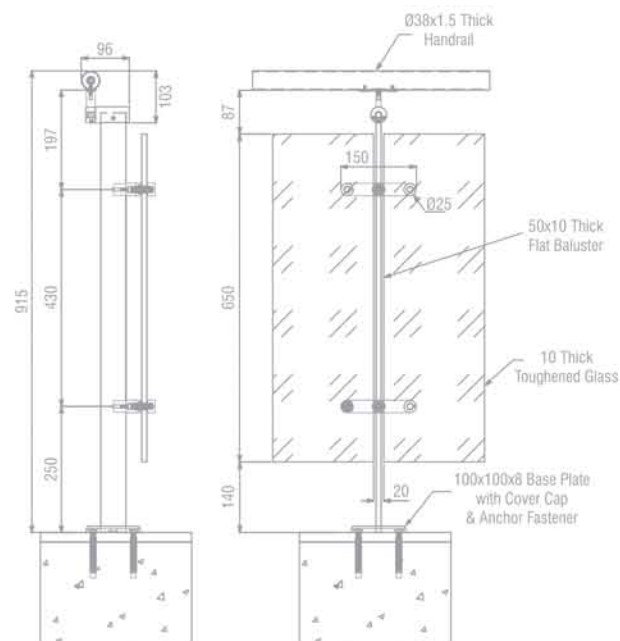
Top Mounted Flat Baluster System with Double Glass Bracket - 10x50mm (DT52-3-1G10)



Top Bracket



Double Glass Connector



Optional Side Mounted System

All sizes are mentioned in mm

Corrosion Resistance

100

Look for **KIEH** Logo on each product.



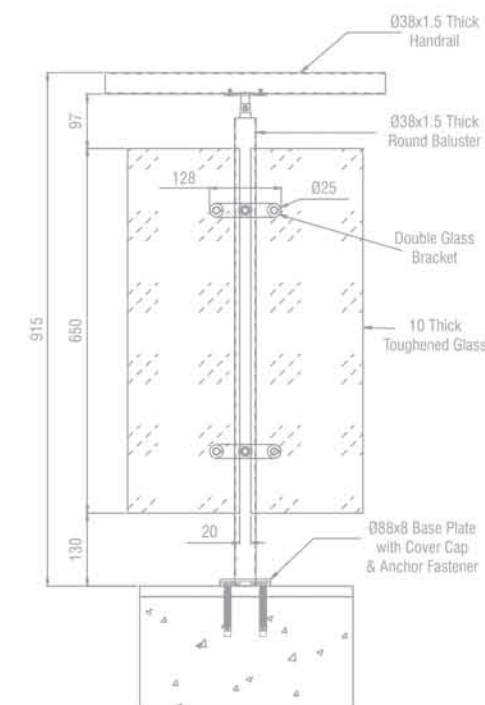
Top Mounted Square Baluster System with Double Glass Bracket - 40x40mm (DT11-1-1G10)



Top Bracket



Double Glass Connector



Optional Side Mounted System

All sizes are mentioned in mm

Corrosion Resistance

101

Look for **KIEH** Logo on each product.



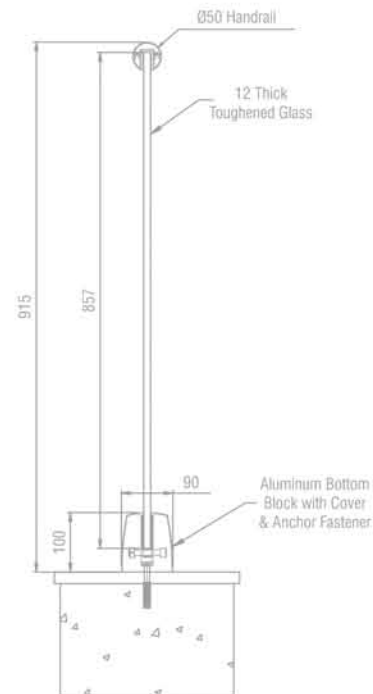
Solution for Balcony & Atrium Railings - Silver PVDF Coated

- Up to 25 micron thicker coating layer compared to normal anodized coating.
- Almost no weather effect.
- Eliminates color tone variation as compared to anodized coating.

Above finish available in below design variants



Top Mounted Aluminum Channel System (DTA71-G12)



All sizes are mentioned in mm

Corrosion Resistance

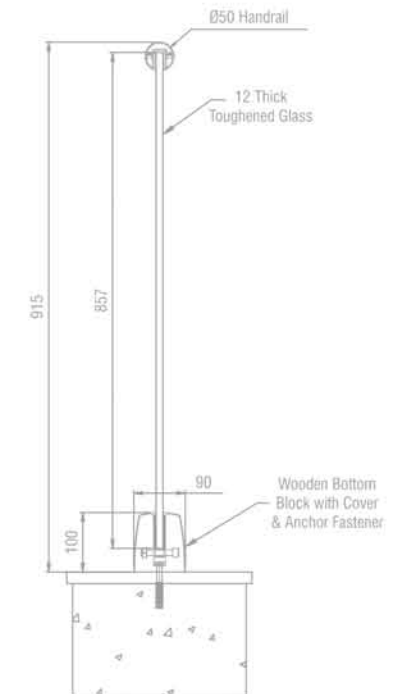


Solution for Balcony & Atrium Railings - Powder Coated Wooden Finish

- Up to 80 micron thick powder coating layer.
- Almost no weather effect.



Top Mounted Aluminum Channel System (DTA71-G12)



All sizes are mentioned in mm

Corrosion Resistance

Available Variants of Handrails




TAPER HANDRAIL
HRT34 x 89 - 34 x 89 mm
Taper Handrail




HRA64 x 44 - 64 x 44mm
Aluminum Rectangle Handrail.




OVAL HANDRAIL
HRO65 x 40 - 65 x 40 mm
Oval Handrail



HRA50 x 50 - 50 x 50mm
Aluminum Square Handrail.



UCA27 x 25 x 3.5 - 27 x 25 x 3.5mm
Aluminum U Channel.



U CHANNEL
UCA35 x 25MM - 35 x 25 mm
Aluminum U Channel



HRA42/50 - 42/50mm
Aluminum Round Handrail.



Wall Mounted Handrail (DW1-1W)



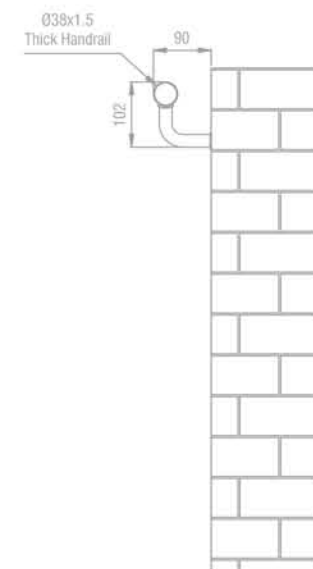
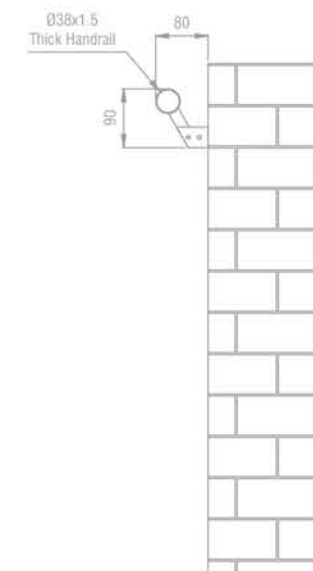
Mounting System



Wall Mounted Handrail (DW1-2)



Mounting System



Flat Baluster System



Top Bracket



Middle Member Connector



Mounting System

Side Bracket Railing System



Top Bracket



Glass Mounting System

Square Baluster System



Top Bracket



Middle Member Connector



Mounting System

Round Baluster System



Top Bracket



Middle Member Connector

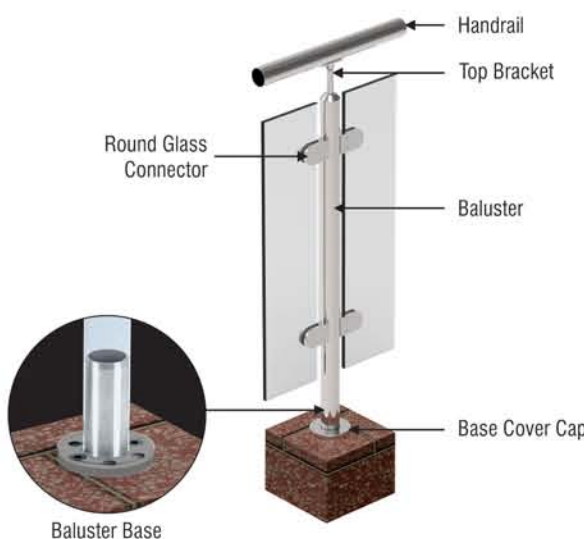


Mounting System

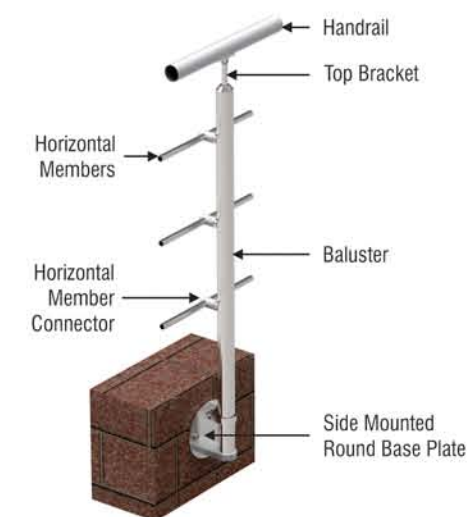
Top Mounted Round Baluster System with Horizontal Member



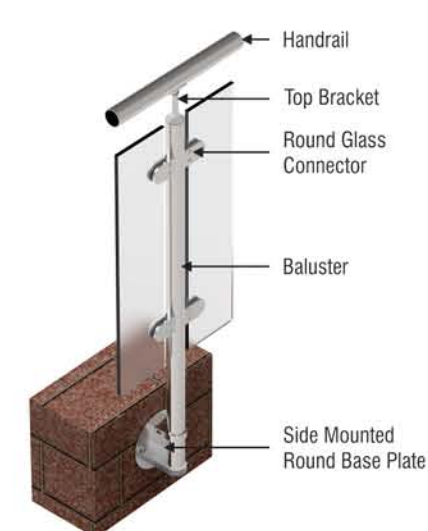
Top Mounted Round Baluster System with Glass



Side Mounted Round Baluster System with Horizontal Member



Side Mounted Round Baluster System with Glass



Key Features:

- Ready to supply parts for Fastest Execution of Railing System.
- Better Quality of Modular System compare to Fabricated system.
- Enduring Strength ensures utmost safety.

- Weld Free Modular System - Best alternative of fabricated Railing System.
- Flexible & Quick assembling of Railing Systems.
- Refreshing Modern Contemporary look with Economical cost.

Handrail *New*



MWCC-42.4
Wall
Cover Cap



MWFHR-42.4
Wall Flange for Handrail
(With Accessories)



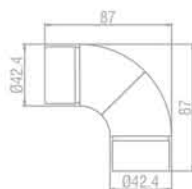
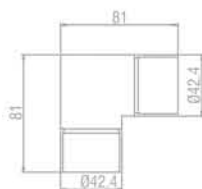
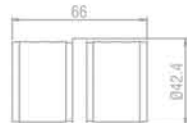
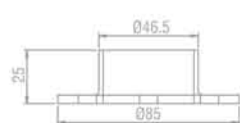
MPCHR-42.4
Two Pipe
Connector



M90HRB-42.4
90 Degree Bend for
Handrail



M360HRB-42.4
360 Degree Adjustable Bend
for Handrail



MBHR2-42.4
2 way Adjustable Bend
for Handrail



MBHR3-42.4
3 way Adjustable bend
for Handrail



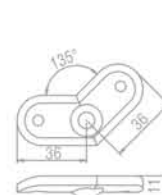
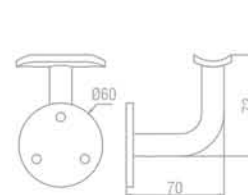
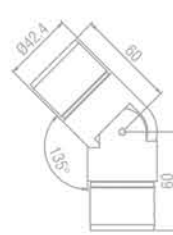
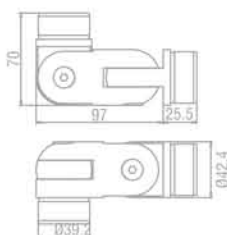
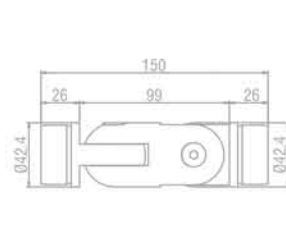
MBHR5-42.4
Smooth Bend
for Handrail



MWB-1-42.4
Wall Mounted Bracket
(With Accessories)



MHL135-42.4
Handrail Locator Part-135 Degree
(With Accessories)



MHL90-42.4
90 degree Handrail locator
(With Accessories)



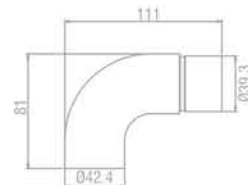
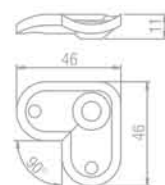
MRP-42.4
Round Pipe for
Handrail & Baluster



MSB-42.4
Starting Pipe
for Handrail



MECHR-42.4
End cap
for Handrail



Baluster *New*



DS1S
S.S. Side Bracket to
Hold Glass



DS1U
S.S. Top Bracket to
Hold Handrail



DT2
Bottom Bracket to
Hold Glass



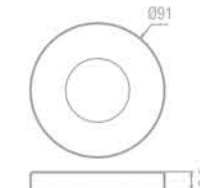
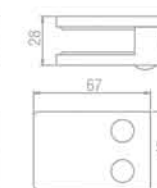
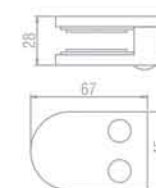
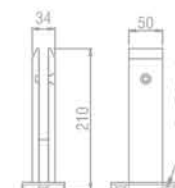
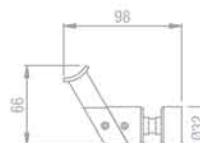
MRGC-14
Round Glass Connector
(With Accessories)



MSGC-14
Square Glass Connector
(With Accessories)



MBCC-14
Base Cover Cap



MDGC-14
Double Glass Connector
(With Accessories)



MBB-14
Baluster Base
(With Accessories)



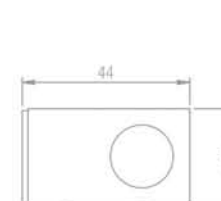
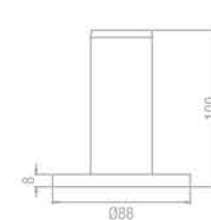
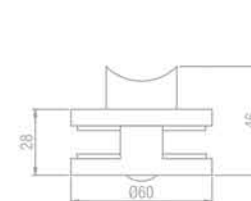
MSBP-14
Side Mounted Round Base Plate
(With Accessories)



MHMC-14
Horizontal Member Connector
(With Accessories)



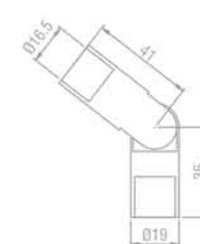
MTB-1-14
Top Bracket



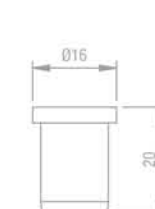
Horizontal Members *New*



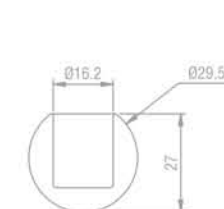
MFBHM-16
Flexible Bend for
Horizontal Member




MECHM-16
End cap for
Horizontal Member



MRECHM-16
Round End cap for
Horizontal Member





Reliance Twin Tower -
Mumbai



High Court -
Lucknow



IIM - Raipur



Tata Consultancy Services -
Trivandrum



Pragati Madan -
Delhi



IIT - Jammu



IDA-Indore Development
Authority - Indore



Customs House
(Mauritius)



L&T Crescent bay-
Mumbai



Acropolis Mall -
Kolkata



Parliament House -
Delhi



Indira Gandhi Medical College -
Shimla



JSCA International
Stadium Complex-Ranchi



ESIC Hospital - Chennai



IIT - Gandhinagar



Naguru Skyz
(Uganda)



NRDA (Naya Raipur
Development Authority) - Raipur



HCL - Chennai



IIT - Roorkee



BJP Headquarter,
Central office-Delhi



Zydus Hospital - Ahmedabad



Gujarat Vidhan Sabha
(Sachivalaya) - Gandhinagar



IIM - Udaipur



Dar-es-salaam International
Airport (Tanzania)



Vadodara International Airport -
Vadodara



JW Marriott Hotel -
Kolkata



Kiran Hospital - Surat



Nalanda University-Nalanda



Sabarmati Riverfront -
Ahmedabad



Police Bhawan -
Lucknow



IIT- Jodhpur



Seychelles International
Airport (Seychelles)

Few of Our Prestigious Overseas Projects

Corrosion Resistant High Grade AISI 316 Stainless Steel Architectural Products

INTERNATIONAL PRESENCE



ESTEEMED CLIENTS



Corrosion Resistant High Grade AISI 316 Stainless Steel Architectural Products

APPLICATION CENTERS

Rajkot :
Gondal Road, NH 8B, Vavdi, (Gujarat).

Mumbai :
111, A-Wing, Boomerang, Andheri (E).

PRODUCT GALLERIES

Ahmedabad : 25 G.F Harisiddh Chambers, Navrangpura, Nr. Income Tax Circle.	Ambala : Plot No. 1 Industrial Area, Ambala Cantt, Haryana.	Ambala : Court Road, Ambala city.	Amritsar : Circular Rd., Near Rattan Singh Chowk.	Bangalore : L'atelier, SPD Plaza No. 52, Kormangala Industrial Layout.
Bathinda : North Estate, Nr. Reliance Market, Barnala Rd.	Bhilwara : Bhadada Bagh.	Bhuji : Silver Point, New Station Rd.	Bikaner : Ind. Area, Rani Bazar	Calicut : Opp. Gandhi Park, Cherooty Rd.
Chennai : Old No. 34/1. New No. 56/1. Ritherdon Rd., Vepery	Cochin: CC-32/8, B2, Opp. Manglam Towers, Pathiya Rd.	Coimbatore: 754, Mettupalayam, Rd., X-Cut,	Dehradun : 16, Arangarh, Opp. Post Office.	Delhi : Shop No. 8, D.A.V. School Build., Yusuf Sarai.
Gandhidham : Plot No-227, Sector 1/A, Near Gandhi Market.	Gurgaon : Shop No. 2, Maruti Kunj, Bhajan Park, Bhondsi.	Hyderabad : Road #4, Banjara hills.	Indore : EC-68, Scheme No. 94, Opp. Bombay Hospital, Ring Rd.	Jamnagar : 9, A-One Complex, K. V. Rd.
Durg : 17/18, Industrial Estate, Dhamdha Rd.	Jammu : Aggarwal Complex, Marble Market.	Jammu : Jewel chowk, Canal Rd.	Jodhpur : Chopansi Rd., Suthla 163, Hinglaj Nagar.	Kanpur : 111-A/418 Ashok Nagar, 80 Ft. Rd.
Kolkata : 10, Middleton Street.	Kota : 234, Shopping Centre, B/H. Mohsin Manzil,	Kurukshetra Pipli Rd.	Lucknow: Gomti Nagar, 4/75 Vijayant Khand. Behind Uday Tower.	Lucknow : 47-B, Gulab Bari, Shivaji Marg.
Lucknow : Krishna Plaza, 102/25 Hewett Rd.	Ludhiana : 849, Krishna Nagar.	Ludhiana Lower Ground Floor, Taksonz Palace, Khasra No.57, Dugri Rd.	Mathura : Bhuteshwar Road, Opp. HP Petrol Pump, Deeg Gate,	Mumbai : 95, Vijaykarwadi, Malad (W).
Navsari : 1,2 Sweet Home Appt., Gandevi Road, Nr. Axis Bank.	New Delhi : B-1216/1217, Mayur Vihar, Phase-3, G.D.Colony.	Patna : Shree Ram Bhuvan, Exhibition Rd.	Raipur : 6,7, Shaheed Smarak School.	Rajkot : 150 ft. Ring Rd., Near Aastha Residency.
Rajkot : Shop No. 30/31/32, Raj Ratna Complex, Tagore Rd.	Rajkot : Opp. Maruti Suzuki Showroom, Tagore Rd.	Ranchi : Bagla Mansion, Lalji Hirji Rd.	Srinagar (J&K) : Qamarwari, Batamaloo Rd., Bemina, Opp. Bemina Woolen Mills Showroom.	Srinagar : Municipality Building, Karannagar.
Surat : Varacha Rd., Shop No. 1, Ground Floor, Opp. Vaishali Cinema, Maruti Complex.	Surat : Opp. Shanidev Temple, Udhana Mandalla Rd. Nr. Sosyo Circle.	Surendranagar : Matrushree Complex, Joravarnagar, Cozway Rd.	Udaipur Opp. Swapn Lok Cinema.	Vapi Punchratna Complex Char Rasta.

OVERSEAS GALLERIES

Bhutan Thimphu +975 1760 0663, 771 14228	Nepal Biratnagar +977 98020 68880	Nepal Kathmandu +977 98020 68877, info@parthinternational.com	Seychelles Mahe +248 2712902 info@shreeji.sc
--	--	---	--

For more information, Please Call : +91 9016 901 901

www.kichindia.com